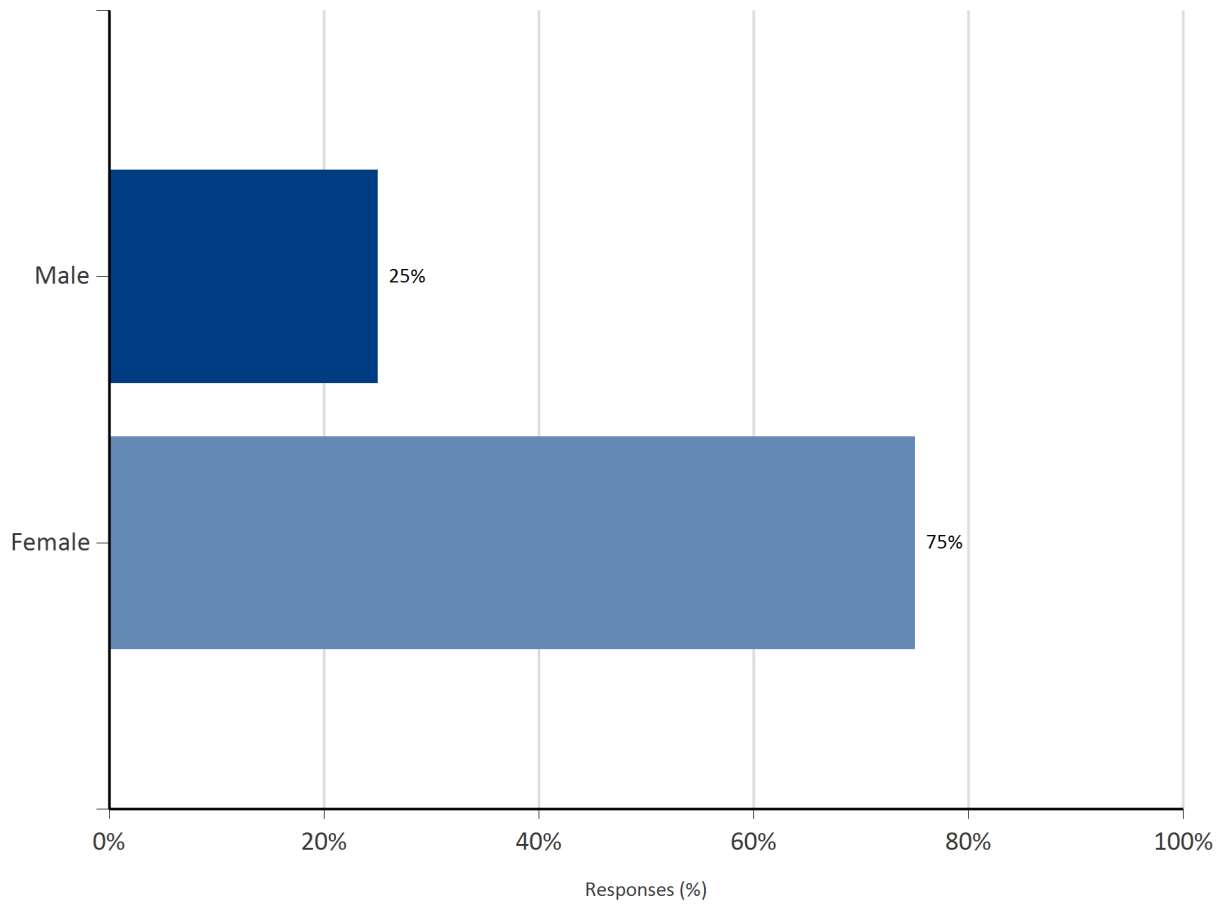


# School Survey

## Overview

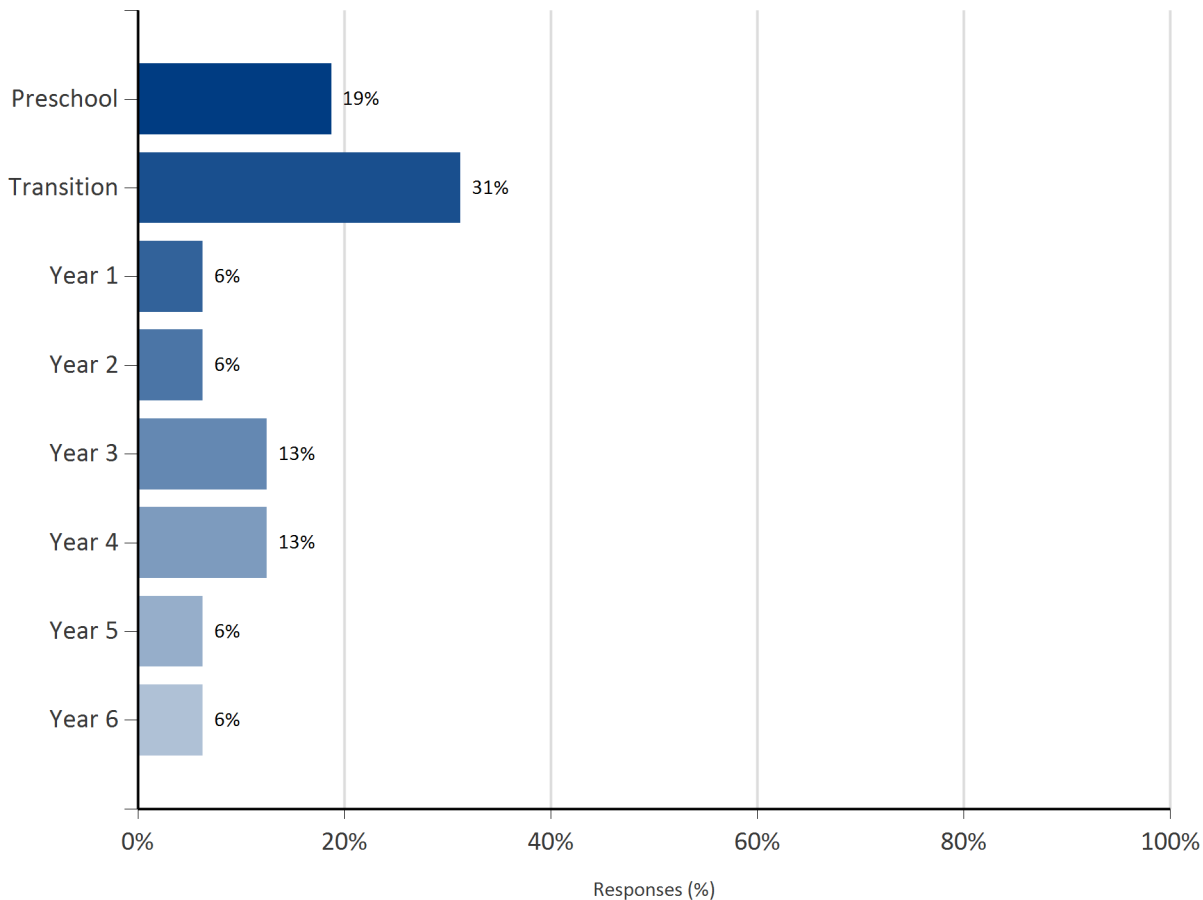
Survey title	Ludmilla 2018 Primary Parent Survey
Report title	Distribution - single
Organisation name	Ludmilla Primary School
Generation time & date	1:34PM - 20 Sep 2018
Generated by	carol putica
Distribution name	Ludmilla 2018 Primary Parent Survey - 8/08/2018 6:34 AM
School year	2018
Num of online responses	16
Num of manual responses	0

1 . What is your sex? Please [tick/mark/select] one box.



	Male		Female	
	Num	%	Num	%
Number	4	25%	12	75%

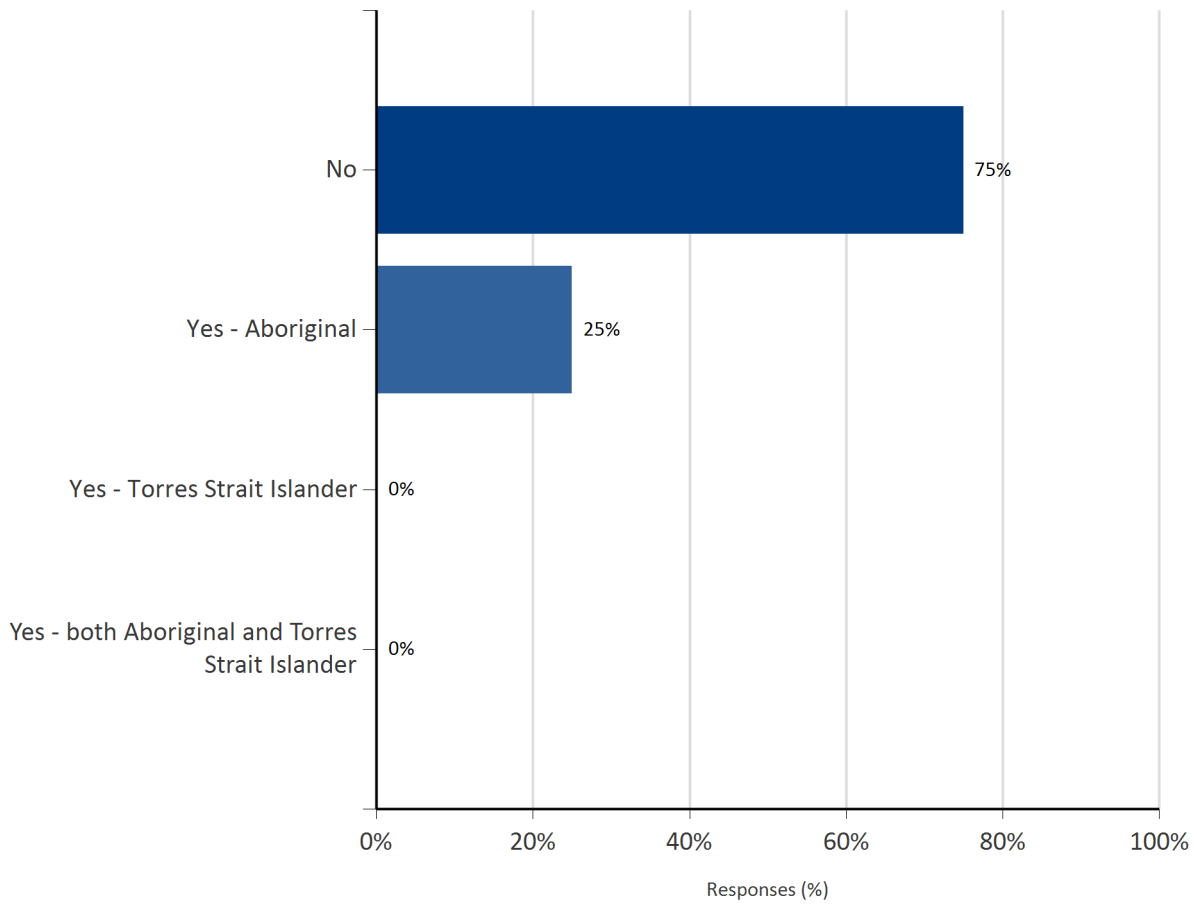
2 . What is the Year level of the child you are considering when you answer this survey?



	Preschool		Transition		Year 1		Year 2		Year 3	
	Num	%	Num	%	Num	%	Num	%	Num	%
<b>Number</b>	3	19%	5	31%	1	6%	1	6%	2	13%

	Year 4		Year 5		Year 6	
	Num	%	Num	%	Num	%
<b>Number</b>	2	13%	1	6%	1	6%

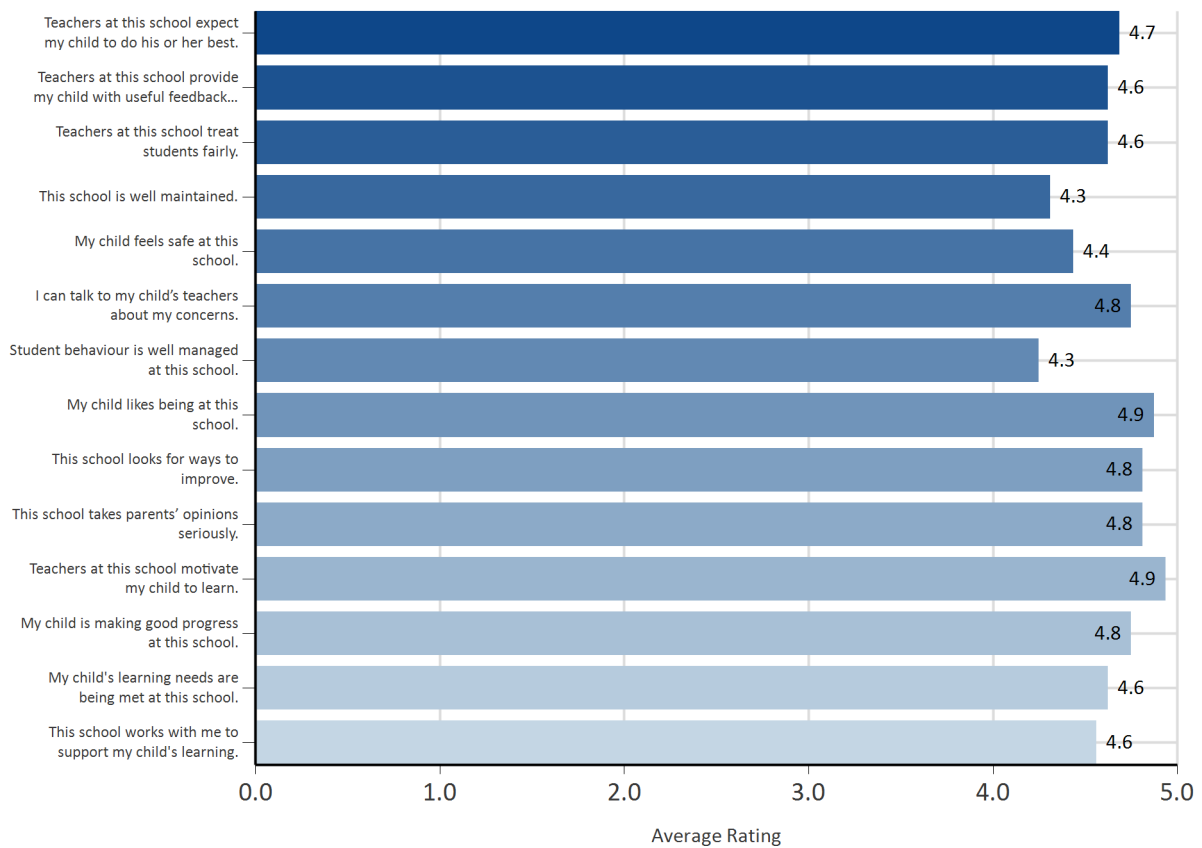
3 . Are you of Aboriginal or Torres Strait Islander origin?



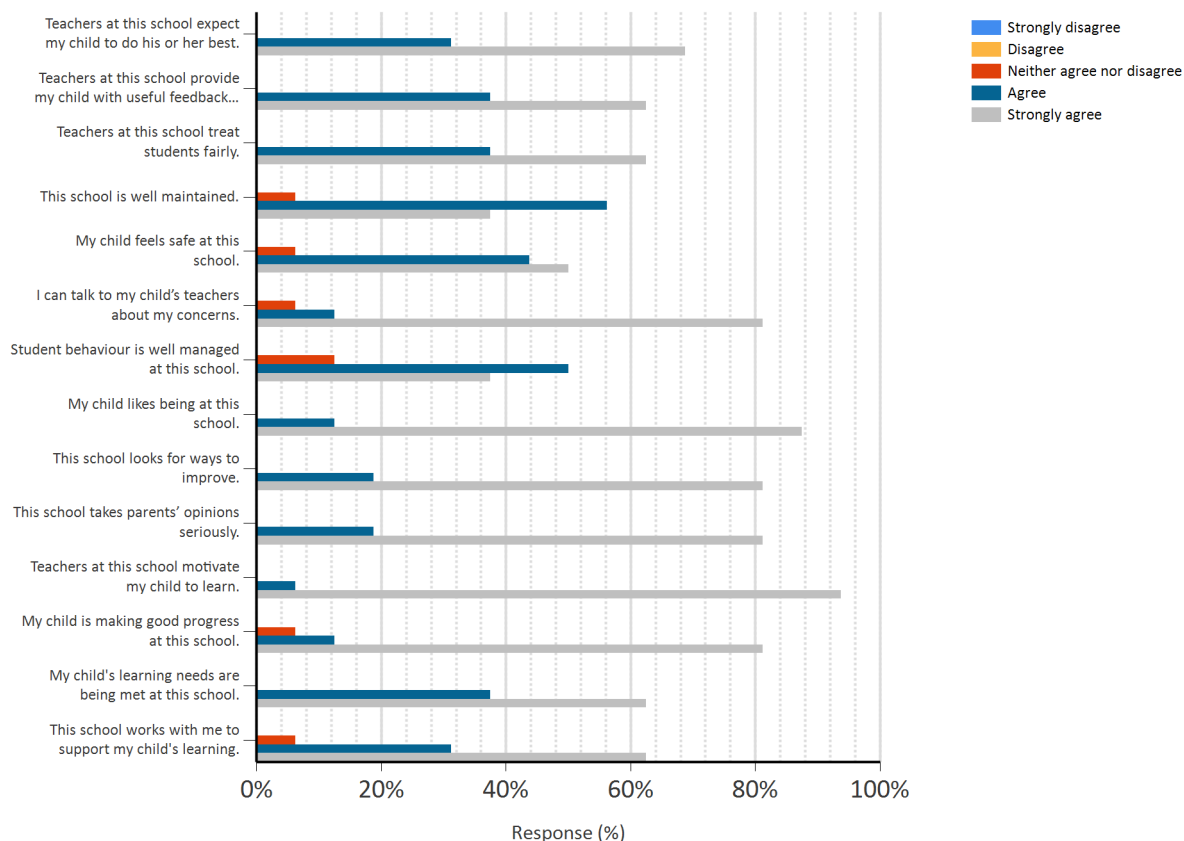
	No		Yes - Aboriginal		Yes - Torres Strait Islander		Yes - both Aboriginal and Torres Strait Islander	
	Num	%	Num	%	Num	%	Num	%
Number	12	75%	4	25%	-	-	-	-

## 4 . Please rate the items below

Rating	Score
Strongly agree	5
Agree	4
Neither agree nor disagree	3
Disagree	2
Strongly disagree	1



Ludmilla 2018 Primary Parent Survey



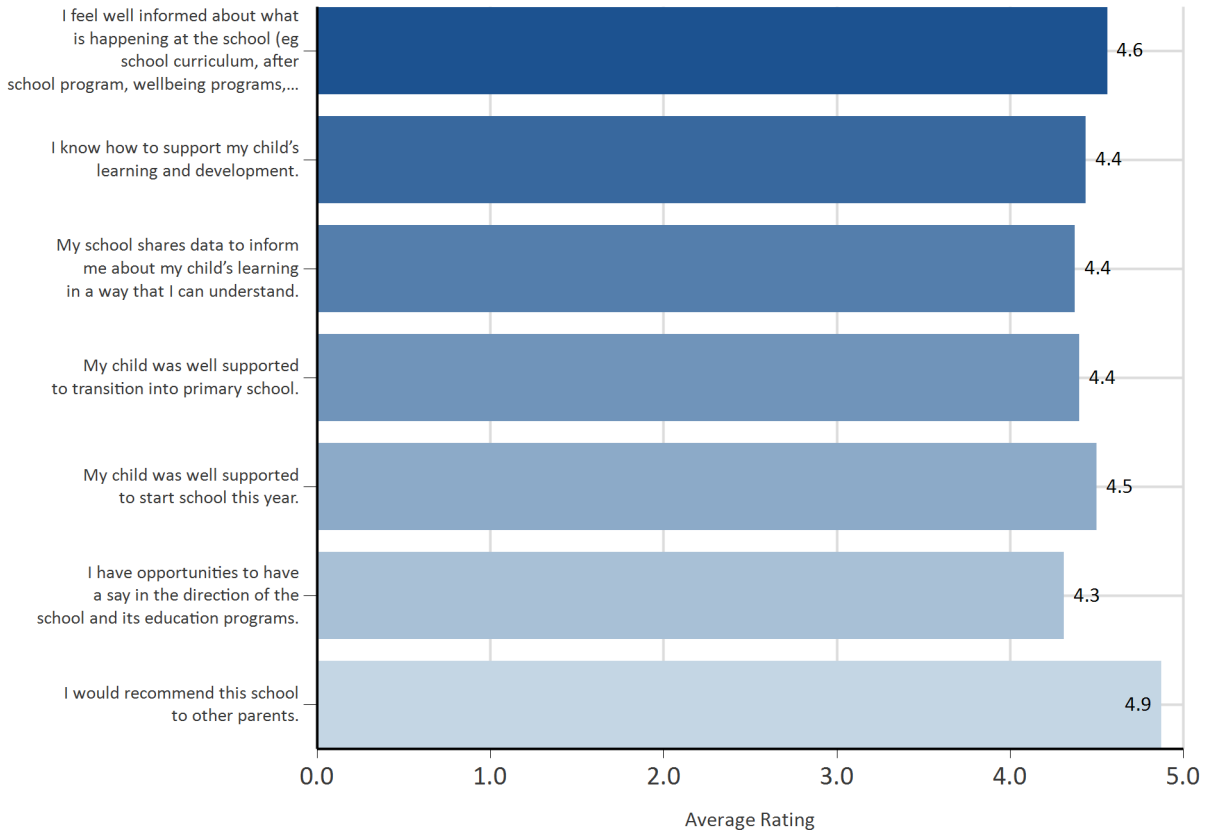
	Strongly disagree		Disagree		Neither agree nor disagree		Agree		Strongly agree	
	Num	%	Num	%	Num	%	Num	%	Num	%
Teachers at this school expect my child to do his or her best.	-	-	-	-	-	-	5	31%	11	69%
Teachers at this school provide my child with useful feedback about his or her school work.	-	-	-	-	-	-	6	38%	10	63%
Teachers at this school treat students fairly.	-	-	-	-	-	-	6	38%	10	63%
This school is well maintained.	-	-	-	-	1	6%	9	56%	6	38%
My child feels safe at this school.	-	-	-	-	1	6%	7	44%	8	50%
I can talk to my child's teachers about my concerns.	-	-	-	-	1	6%	2	13%	13	81%
Student behaviour is well managed at this school.	-	-	-	-	2	13%	8	50%	6	38%
My child likes being at this school.	-	-	-	-	-	-	2	13%	14	88%
This school looks for ways to improve.	-	-	-	-	-	-	3	19%	13	81%
This school takes parents' opinions seriously.	-	-	-	-	-	-	3	19%	13	81%
Teachers at this school motivate my child to learn.	-	-	-	-	-	-	1	6%	15	94%

Ludmilla 2018 Primary Parent Survey

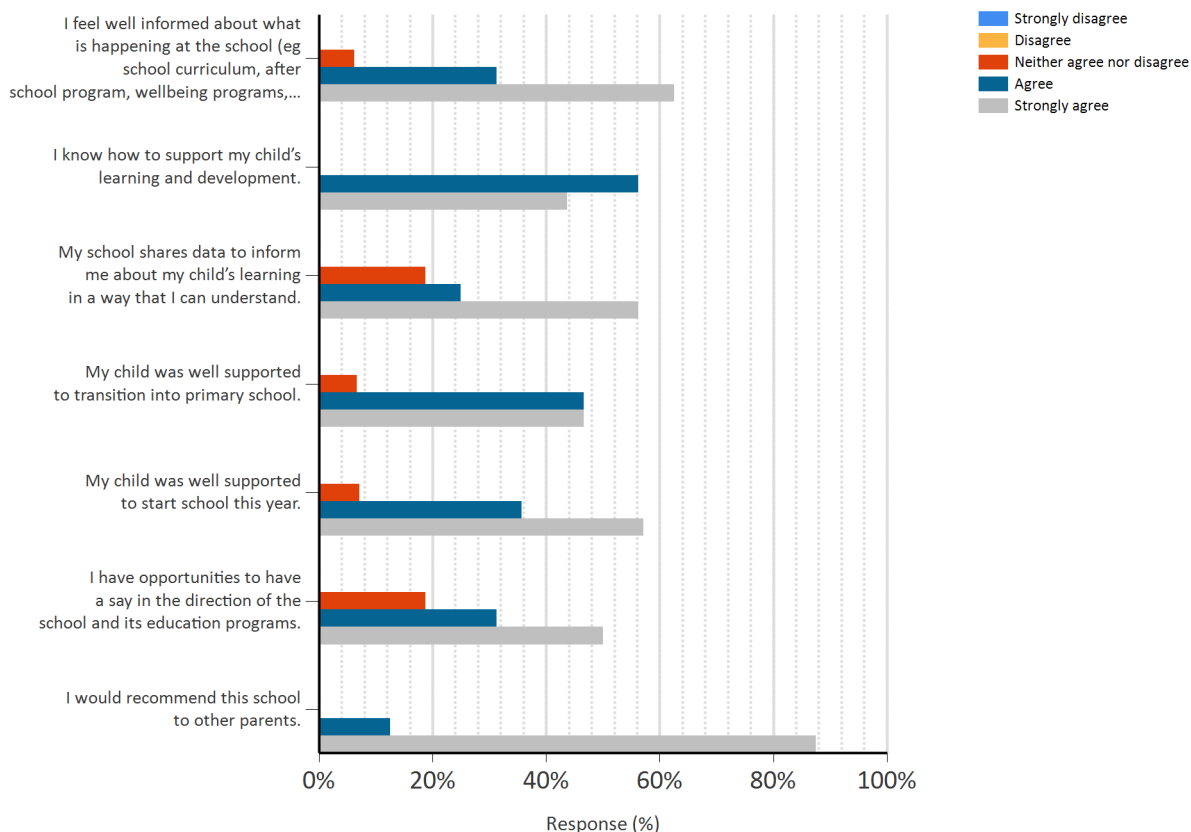
My child is making good progress at this school.	-	-	-	-	1	6%	2	13%	13	81%
My child's learning needs are being met at this school.	-	-	-	-	-	-	6	38%	10	63%
This school works with me to support my child's learning.	-	-	-	-	1	6%	5	31%	10	63%

5 . Please rate the items below.

Rating	Score
Strongly agree	5
Agree	4
Neither agree nor disagree	3
Disagree	2
Strongly disagree	1

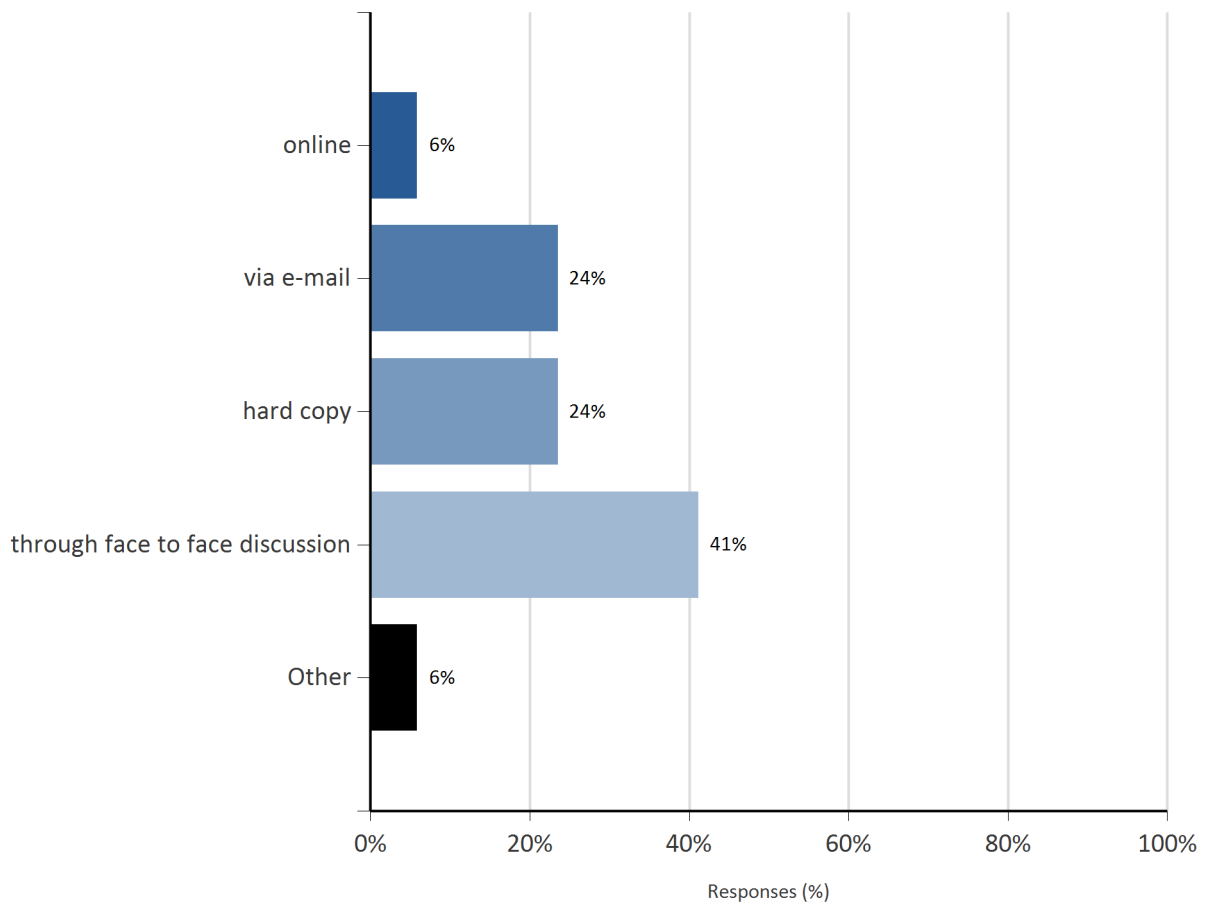






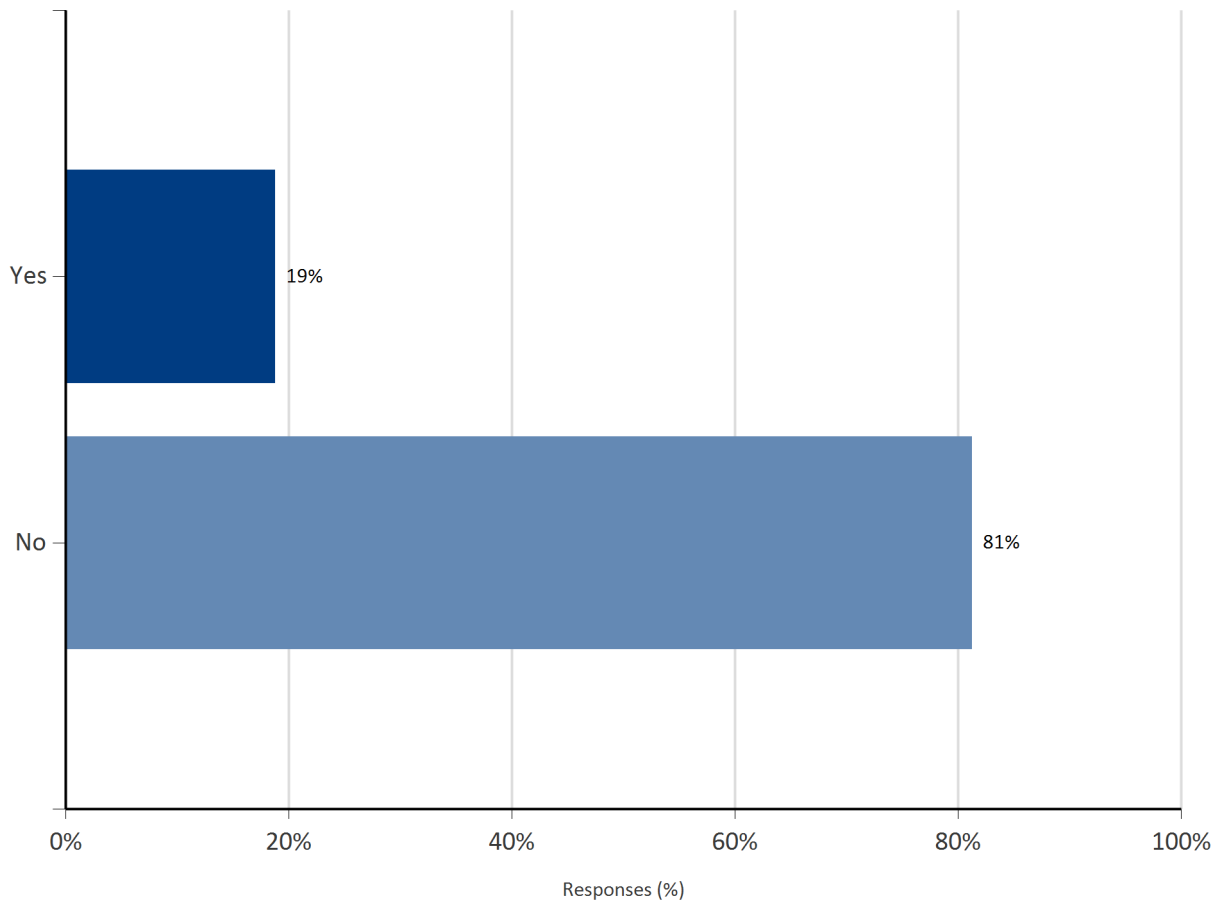
	Strongly disagree		Disagree		Neither agree nor disagree		Agree		Strongly agree	
	Num	%	Num	%	Num	%	Num	%	Num	%
I feel well informed about what is happening at the school (eg school curriculum, after school program, wellbeing programs, building works).	-	-	-	-	1	6%	5	31%	10	63%
I know how to support my child's learning and development.	-	-	-	-	-	-	9	56%	7	44%
My school shares data to inform me about my child's learning in a way that I can understand.	-	-	-	-	3	19%	4	25%	9	56%
My child was well supported to transition into primary school.	-	-	-	-	1	7%	7	47%	7	47%
My child was well supported to start school this year.	-	-	-	-	1	7%	5	36%	8	57%
I have opportunities to have a say in the direction of the school and its education programs.	-	-	-	-	3	19%	5	31%	8	50%
I would recommend this school to other parents.	-	-	-	-	-	-	2	13%	14	88%

6 . I would like the school to share information about my child's achievement with me (for example attendance and NAPLAN results):



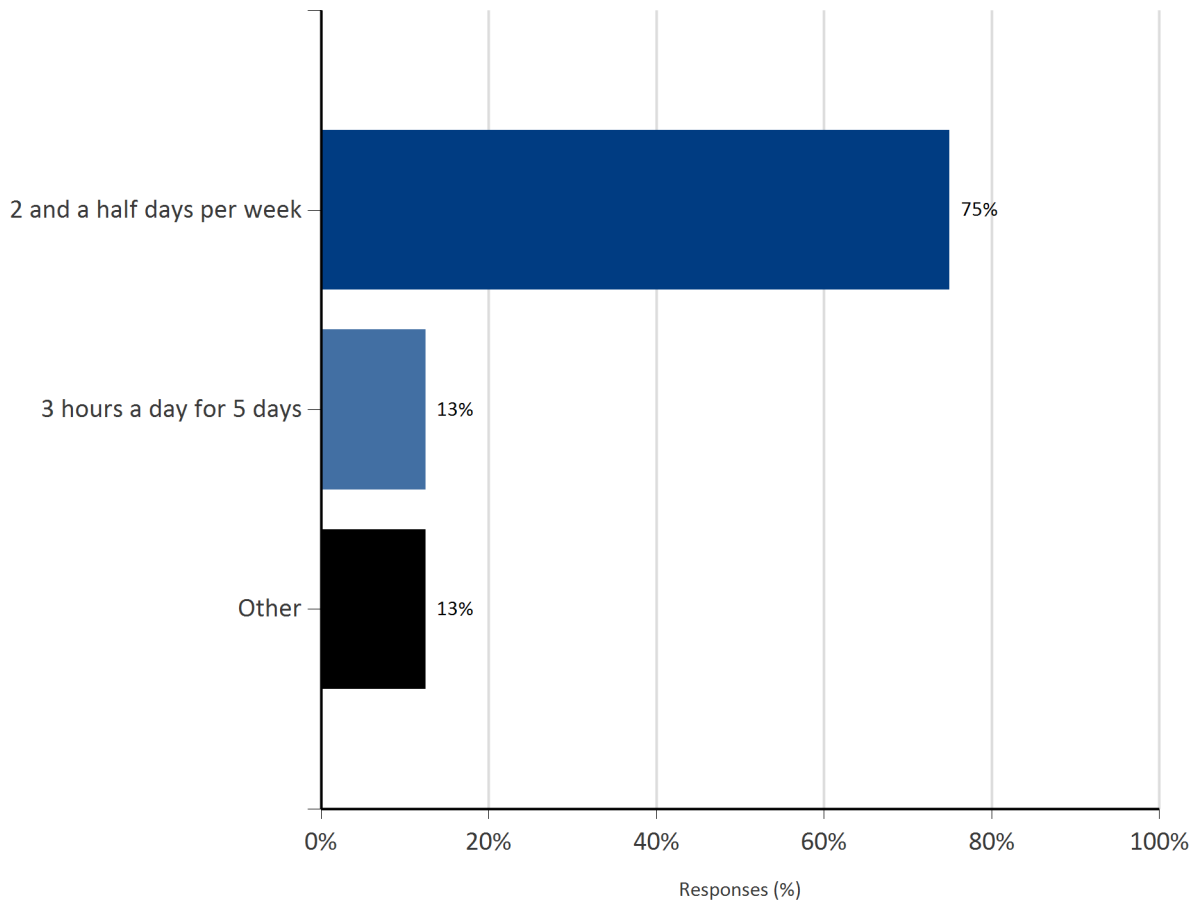
	online		via e-mail		hard copy		through face to face discussion		Other	
	Num	%	Num	%	Num	%	Num	%	Num	%
Number	1	6%	4	24%	4	24%	7	41%	1	6%

## 7 . Is the child you are answering this survey for in preschool?



	Yes		No	
	Num	%	Num	%
Number	3	19%	13	81%

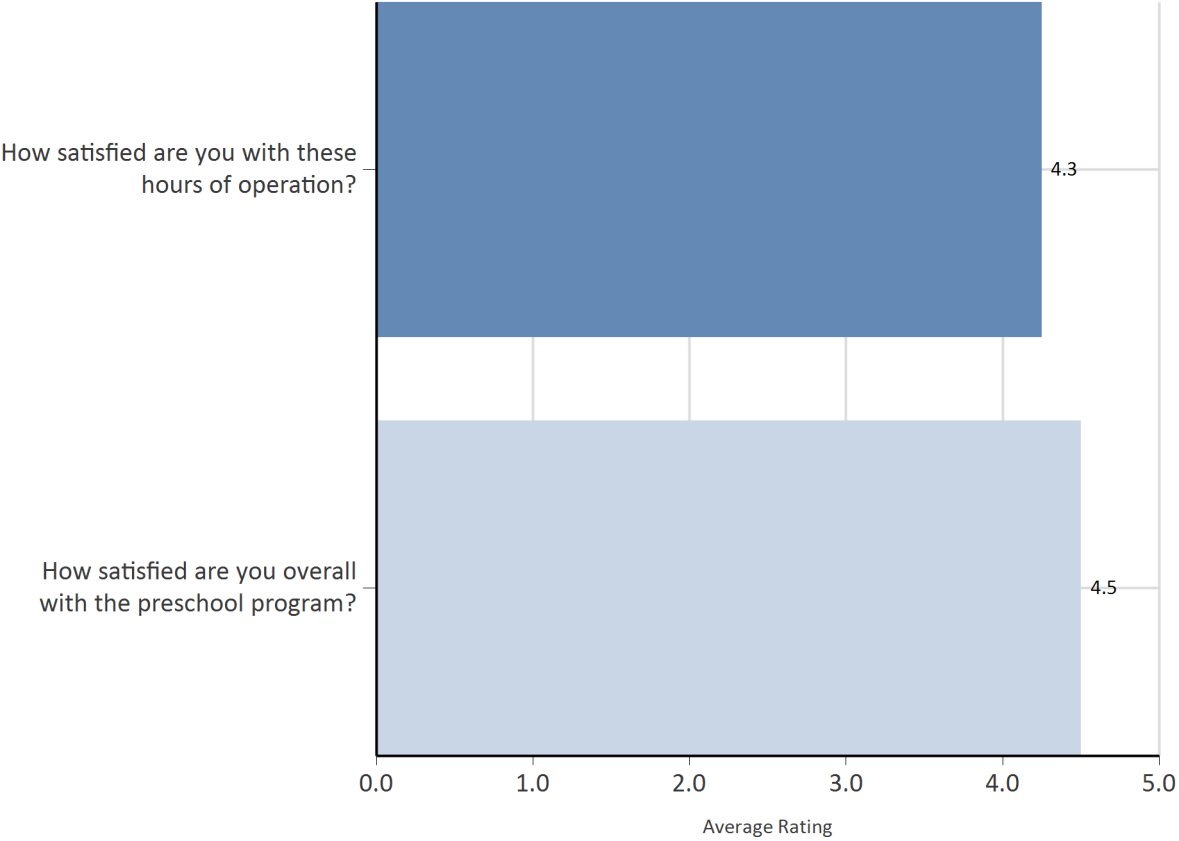
8 . What hours does your schools' preschool program operate?

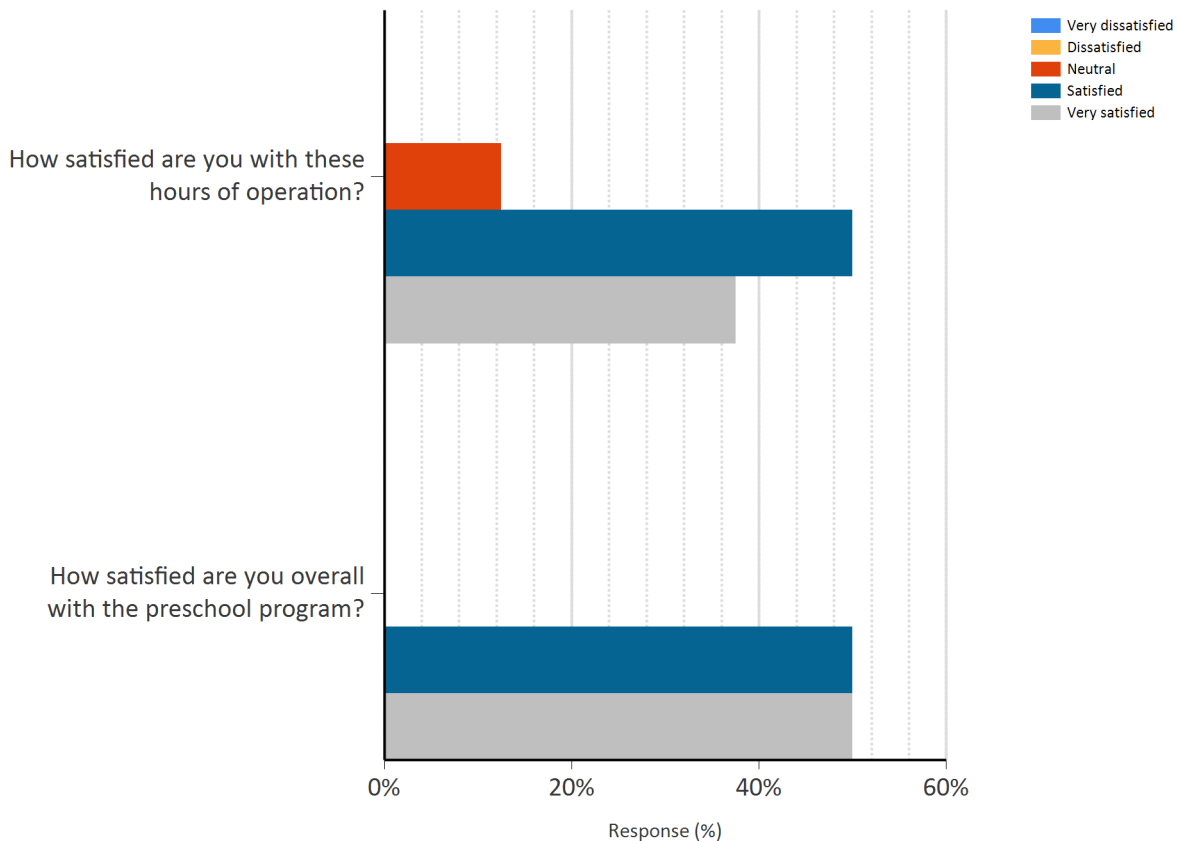


	2 and a half days per week		3 hours a day for 5 days		Other	
	Num	%	Num	%	Num	%
Number	6	75%	1	13%	1	13%

9 . Please rate the following questions.

Rating	Score
Very satisfied	5
Satisfied	4
Neutral	3
Dissatisfied	2
Very dissatisfied	1





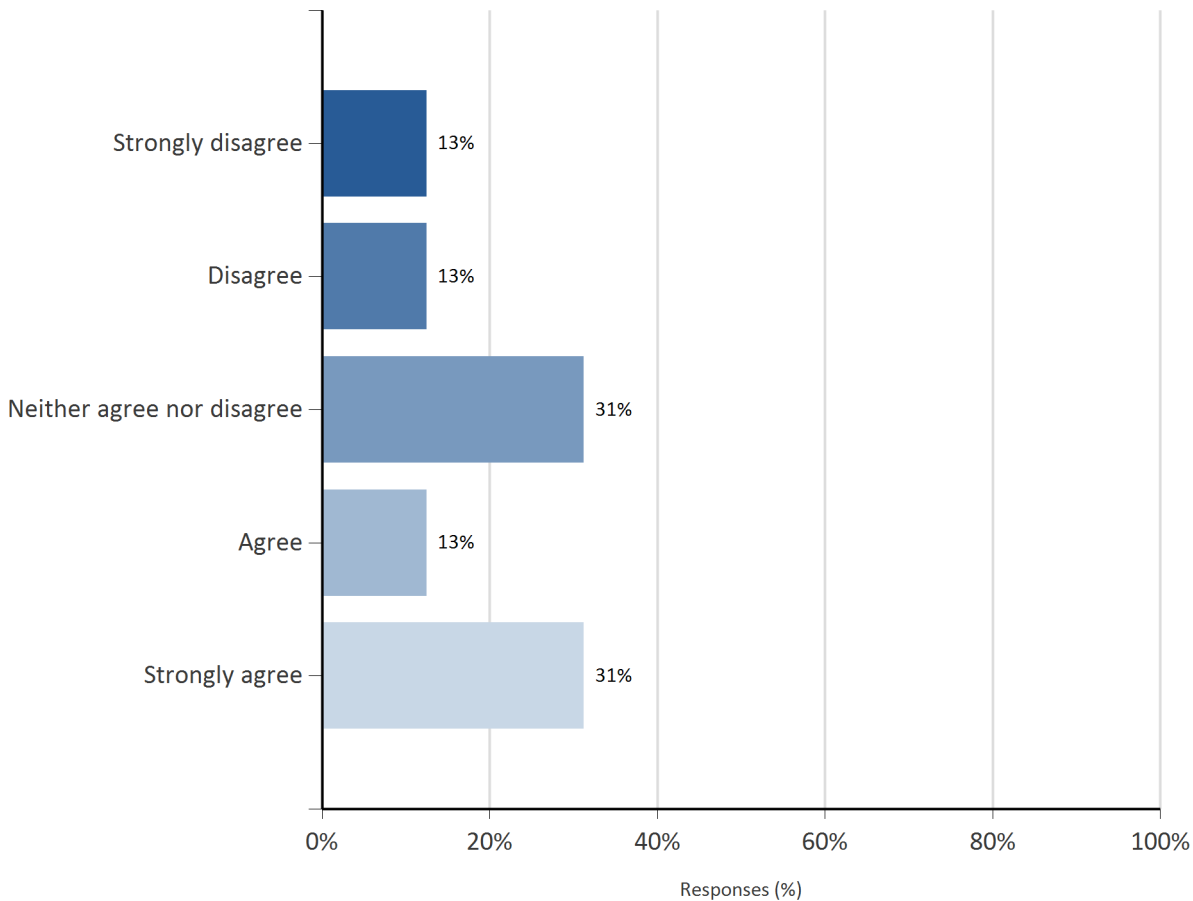
	Very dissatisfied		Dissatisfied		Neutral		Satisfied		Very satisfied	
	Num	%	Num	%	Num	%	Num	%	Num	%
How satisfied are you with these hours of operation?	-	-	-	-	1	13%	4	50%	3	38%
How satisfied are you overall with the preschool program?	-	-	-	-	-	-	4	50%	4	50%

10 . Do you have any feedback about the hours or programming at your child's preschool?

Comments do not display in this report type. Use a detailed report to view respondent open text responses.

11 . With the new upgrade do you think that a name change for the school would be appropriate?

Rating	Score
Strongly agree	5
Agree	4
Neither agree nor disagree	3
Disagree	2
Strongly disagree	1



	Strongly disagree		Disagree		Neither agree nor disagree		Agree		Strongly agree	
	Num	%	Num	%	Num	%	Num	%	Num	%
Number	2	13%	2	13%	5	31%	2	13%	5	31%



**12 . Do you have any further comments to help improve your child's experience at the school?**

Comments do not display in this report type. Use a detailed report to view respondent open text responses.

**13 . Do you have any feedback on this survey?**

Comments do not display in this report type. Use a detailed report to view respondent open text responses.