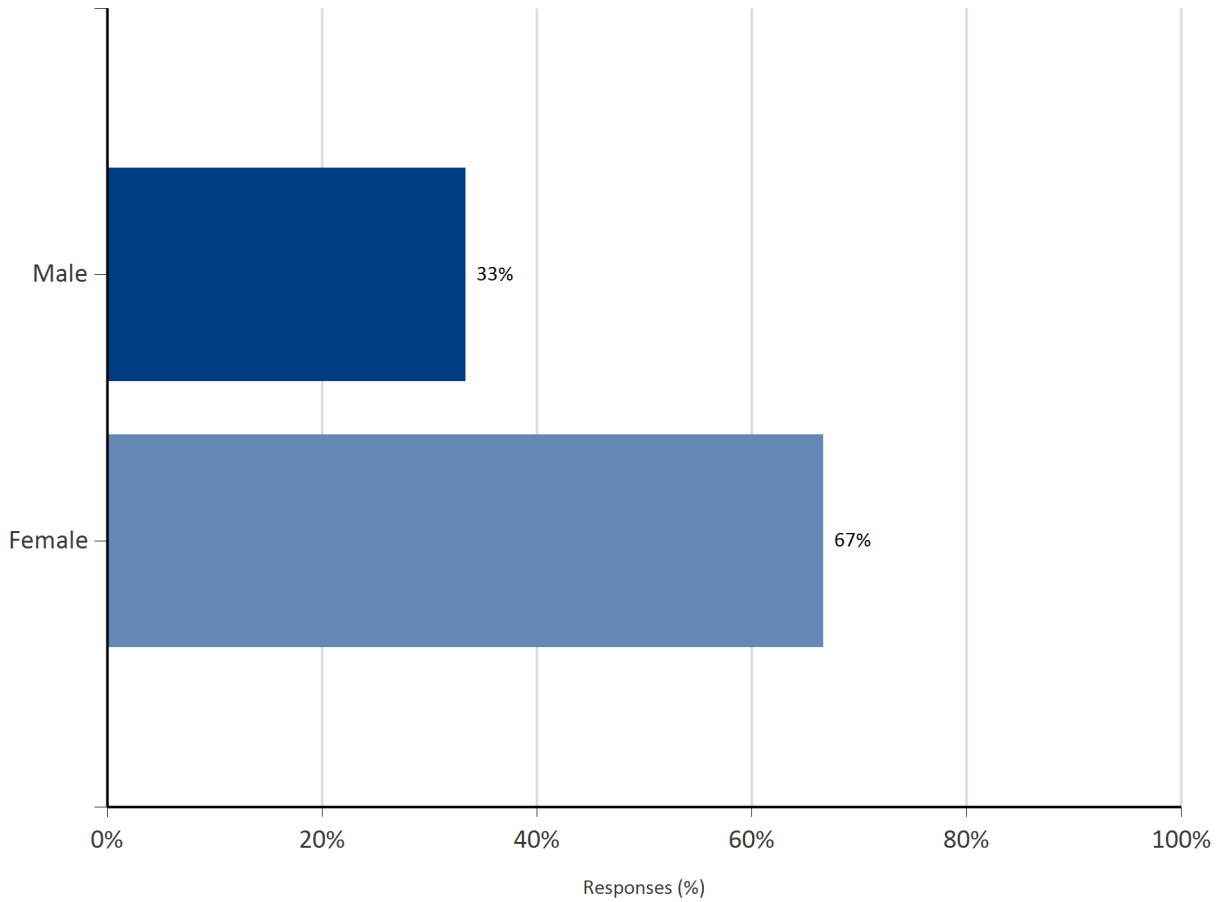


School Survey

Overview

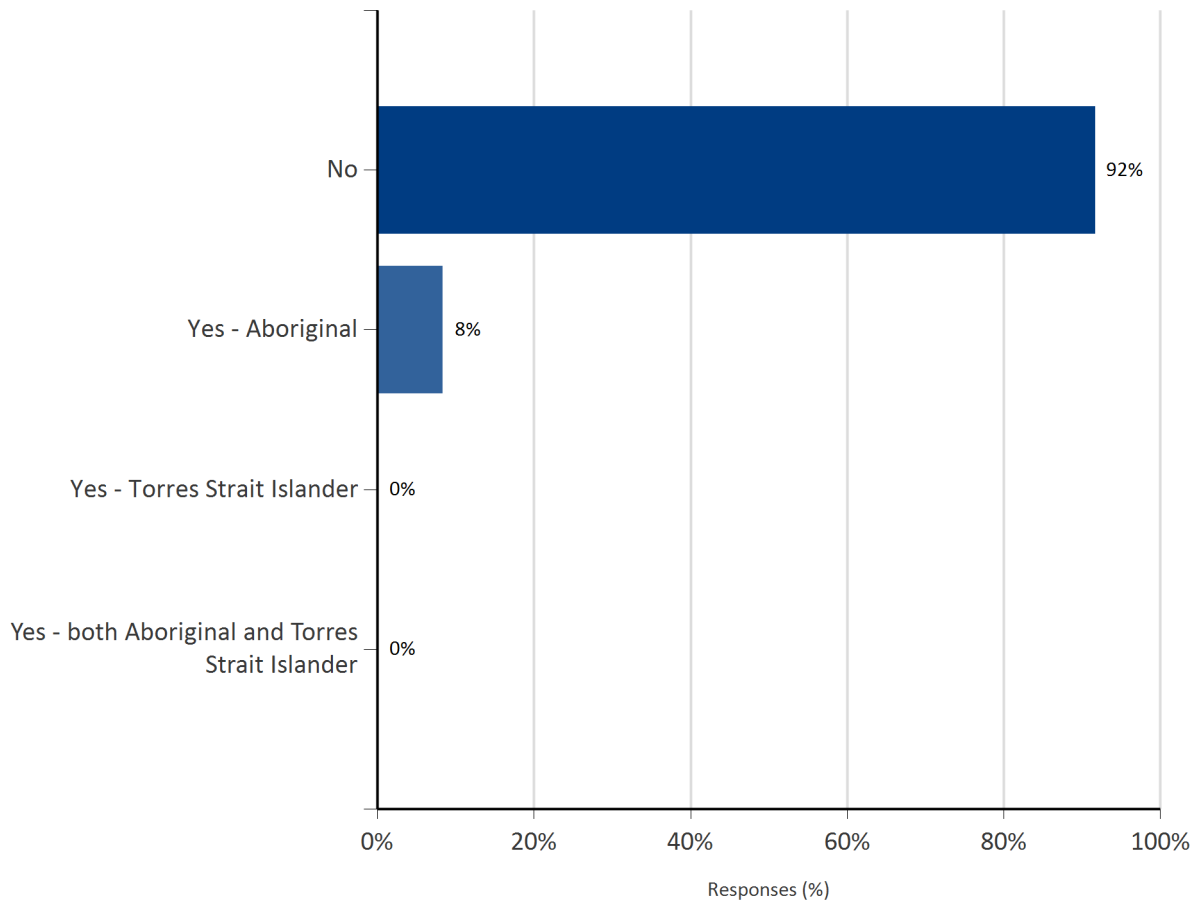
Survey title	Ludmilla 2018 Primary Staff Survey
Report title	Distribution - single
Organisation name	Ludmilla Primary School
Generation time & date	1:34PM - 20 Sep 2018
Generated by	carol putica
Distribution name	Ludmilla 2018 Primary Staff Survey - 8/08/2018 6:00 AM
School year	2018
Num of online responses	12
Num of manual responses	0

1 . What is your sex? Please [tick/mark/select] one box.



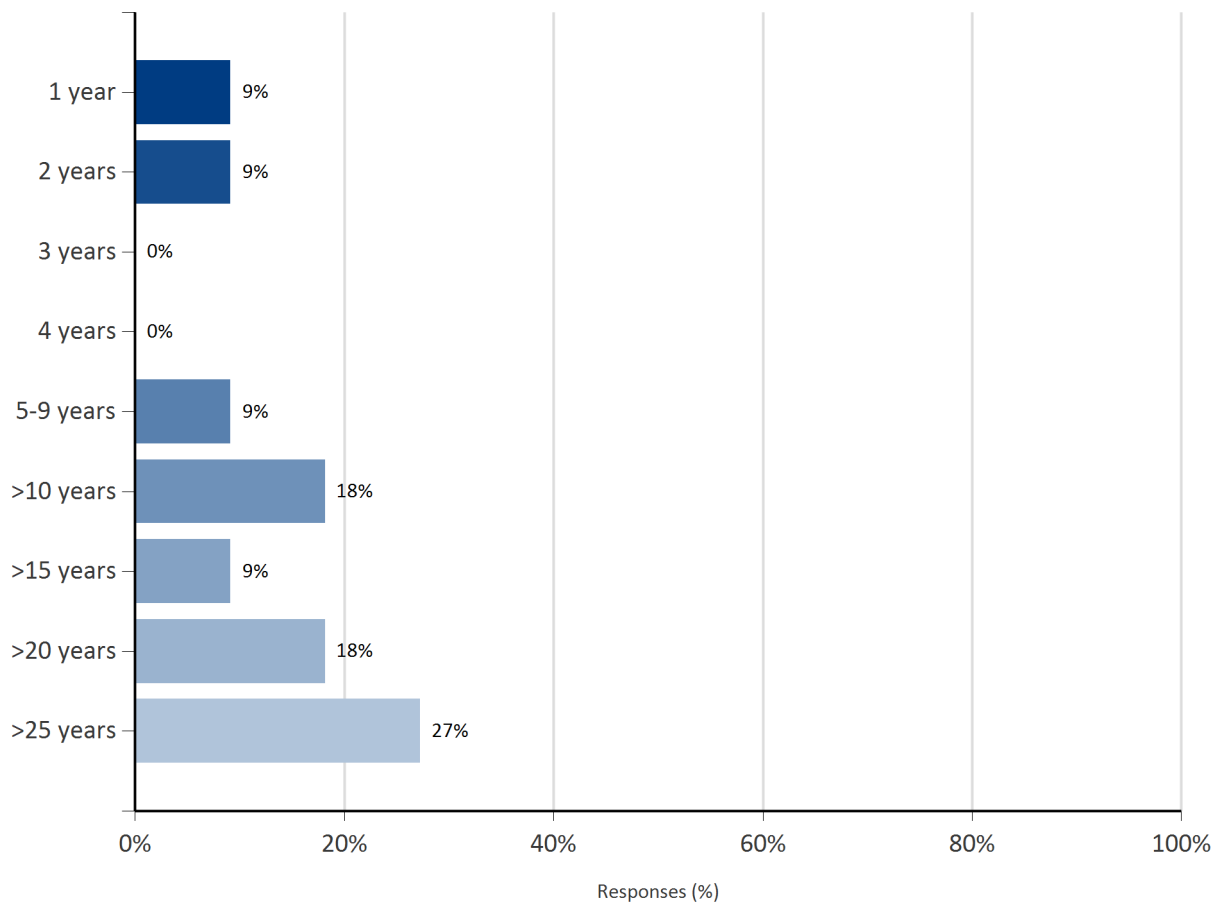
	Male		Female	
	Num	%	Num	%
Number	4	33%	8	67%

2 . Are you of Aboriginal or Torres Strait Islander origin?



	No		Yes - Aboriginal		Yes - Torres Strait Islander		Yes - both Aboriginal and Torres Strait Islander	
	Num	%	Num	%	Num	%	Num	%
Number	11	92%	1	8%	-	-	-	-

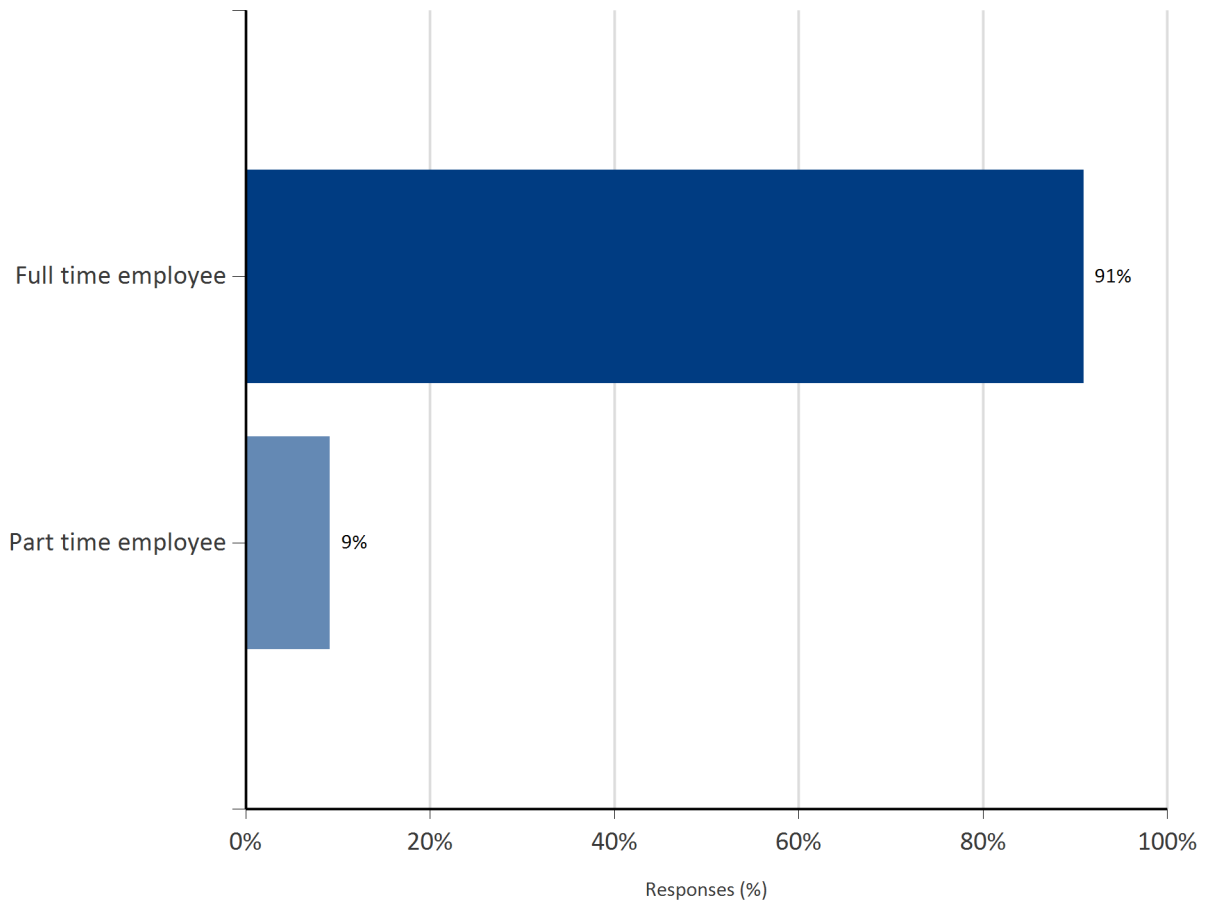
3 . How many years have you been working in schools?



	1 year		2 years		3 years		4 years		5-9 years	
	Num	%	Num	%	Num	%	Num	%	Num	%
Number	1	9%	1	9%	-	-	-	-	1	9%

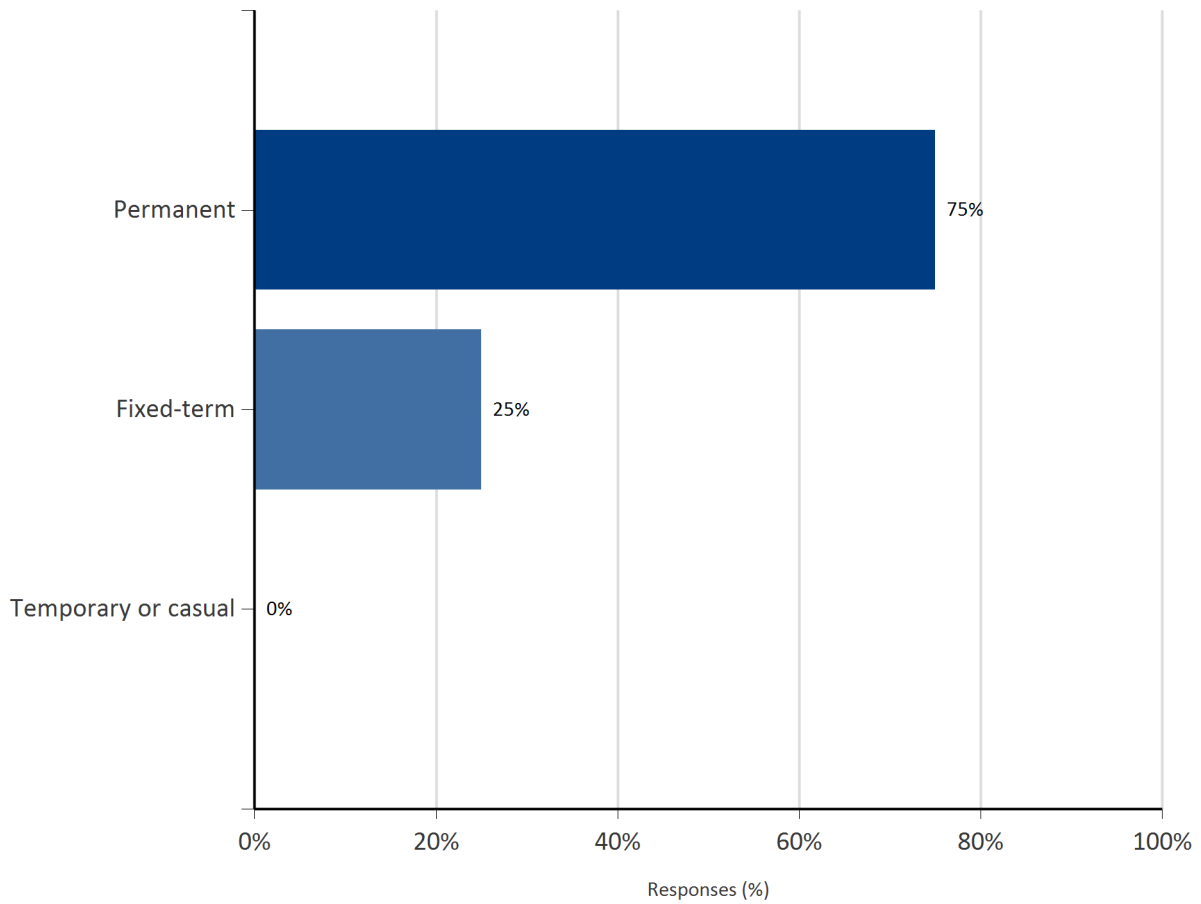
	>10 years		>15 years		>20 years		>25 years	
	Num	%	Num	%	Num	%	Num	%
Number	2	18%	1	9%	2	18%	3	27%

4 . Are you a full time or part time employee?



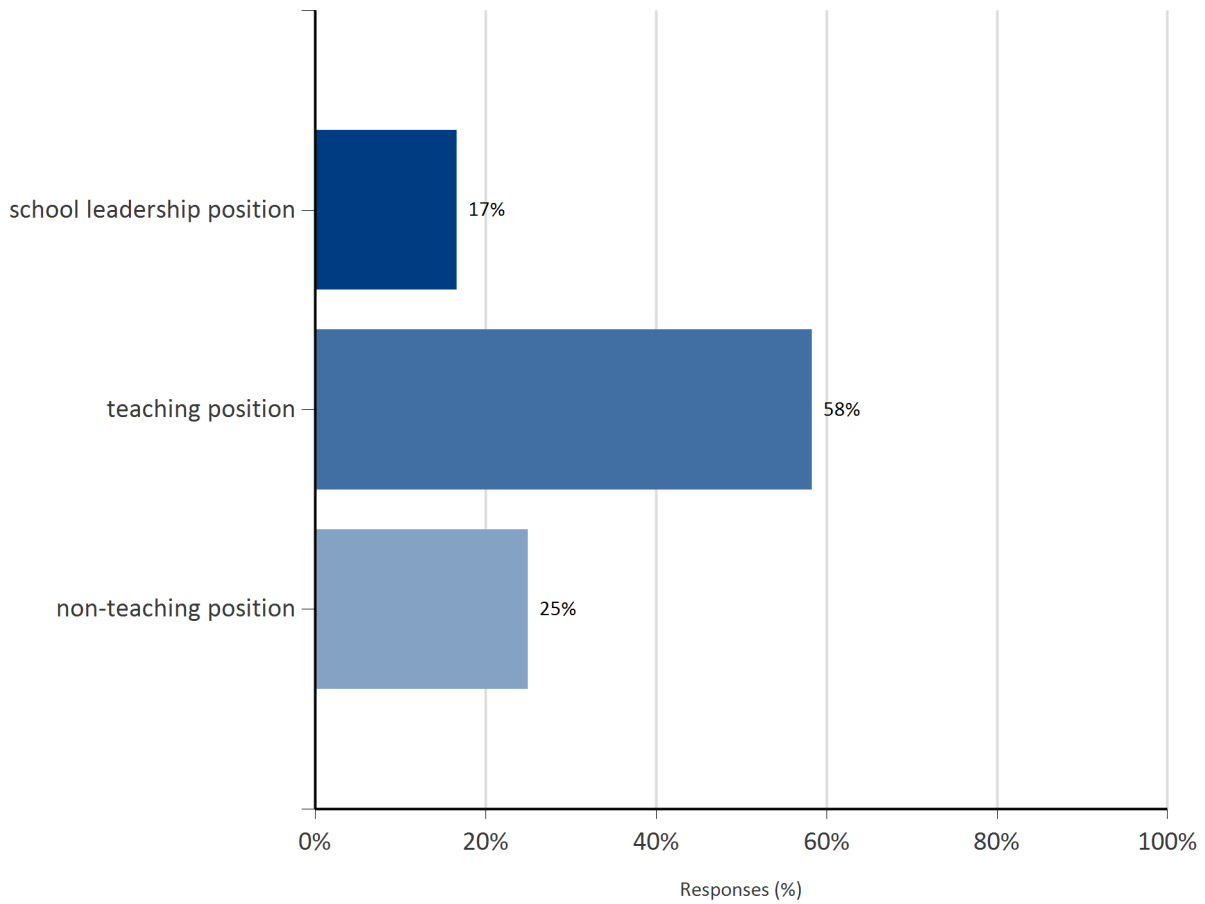
	Full time employee		Part time employee	
	Num	%	Num	%
Number	10	91%	1	9%

5 . Which category best describes your employment status?



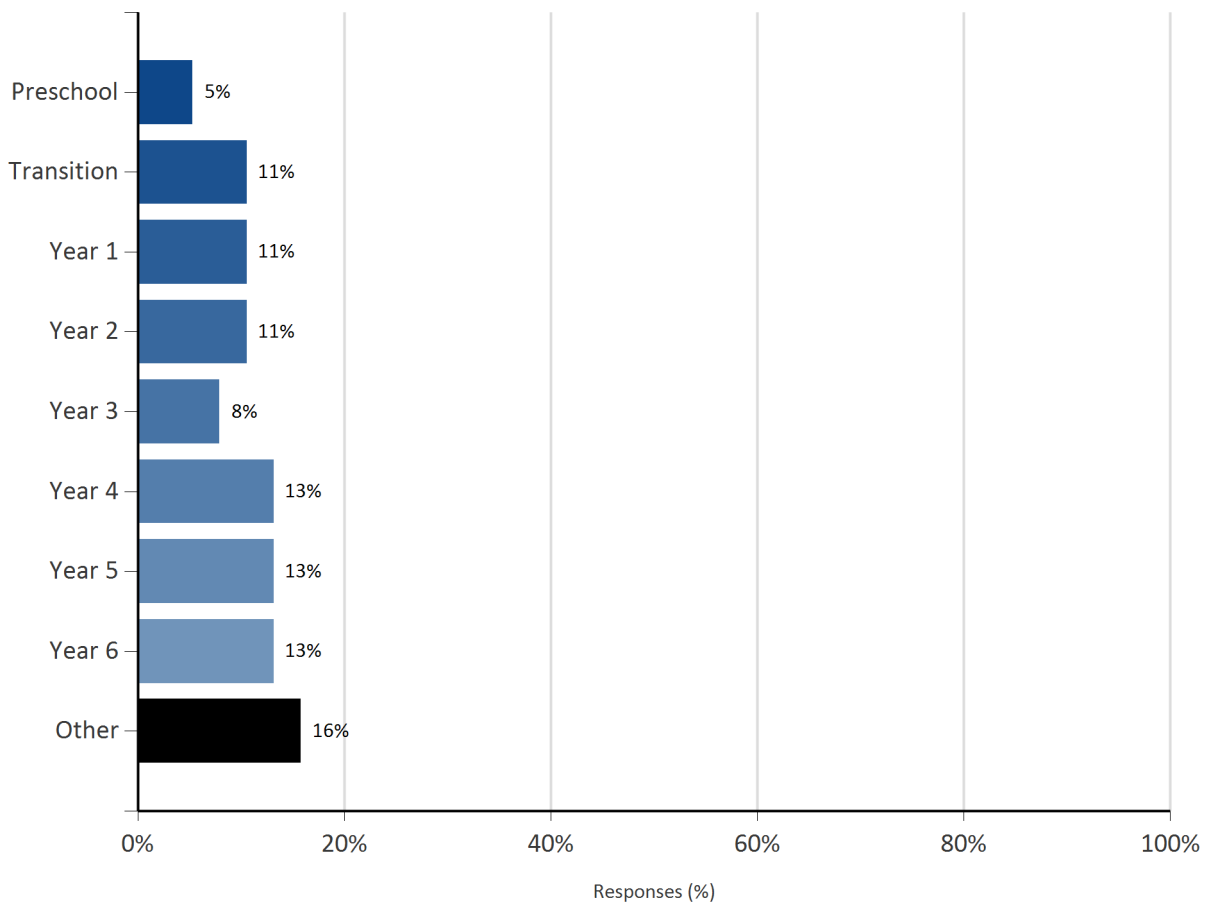
	Permanent		Fixed-term		Temporary or casual	
	Num	%	Num	%	Num	%
Number	9	75%	3	25%	-	-

6 . Which best describes your position in the school?



	school leadership position		teaching position		non-teaching position	
	Num	%	Num	%	Num	%
Number	2	17%	7	58%	3	25%

7 . What year level(s) do you teach?

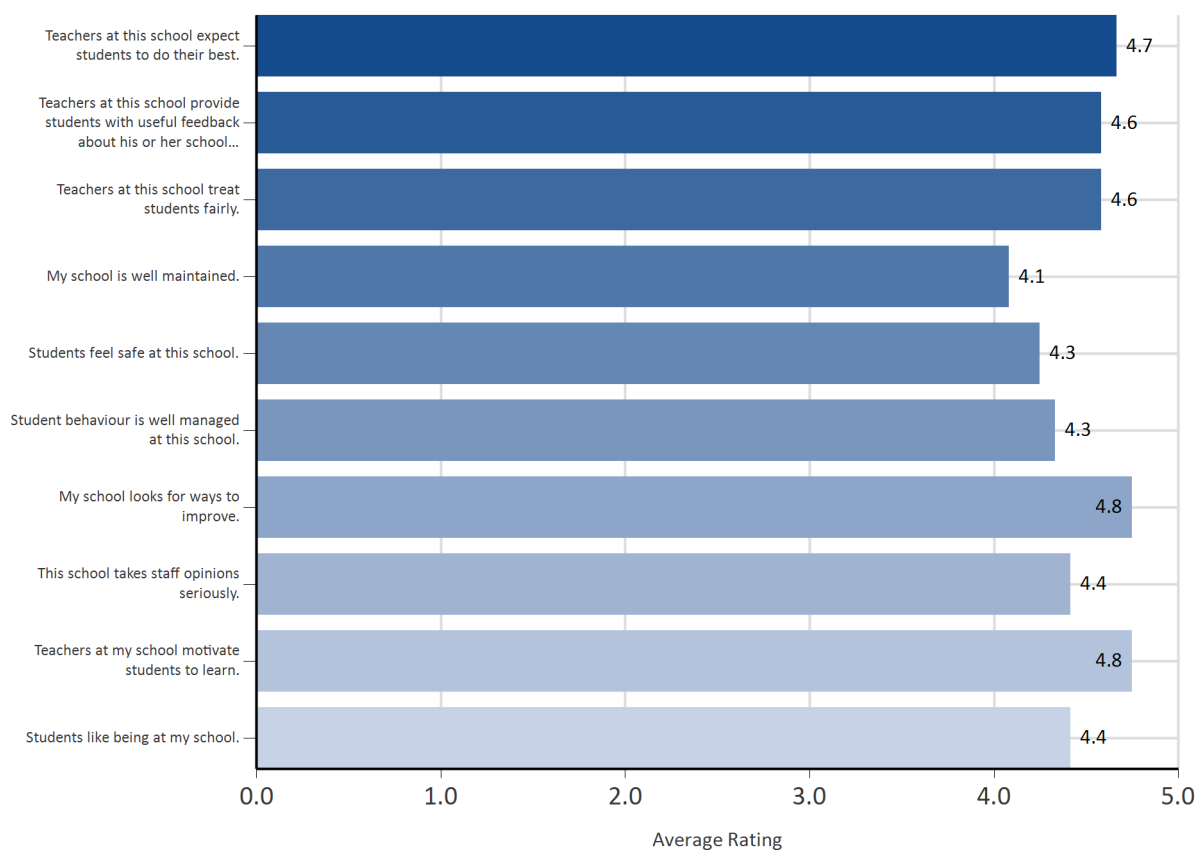


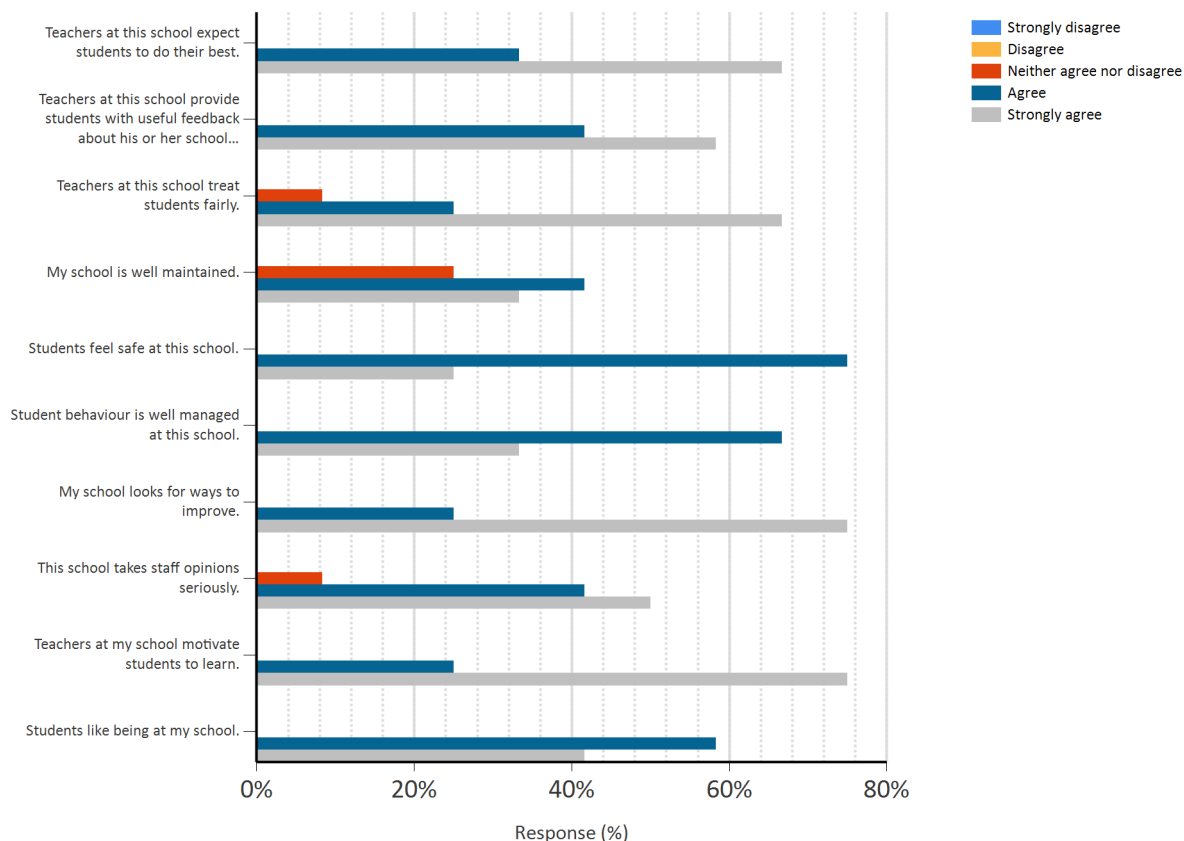
	Preschool		Transition		Year 1		Year 2		Year 3		Year 4		Year 5	
	Num	%	Num	%	Num	%	Num	%	Num	%	Num	%	Num	%
Number	2	5%	4	11%	4	11%	4	11%	3	8%	5	13%	5	13%

	Year 6		Other	
	Num	%	Num	%
Number	5	13%	6	16%

8 . Please rate the items below.

Rating	Score
Strongly agree	5
Agree	4
Neither agree nor disagree	3
Disagree	2
Strongly disagree	1

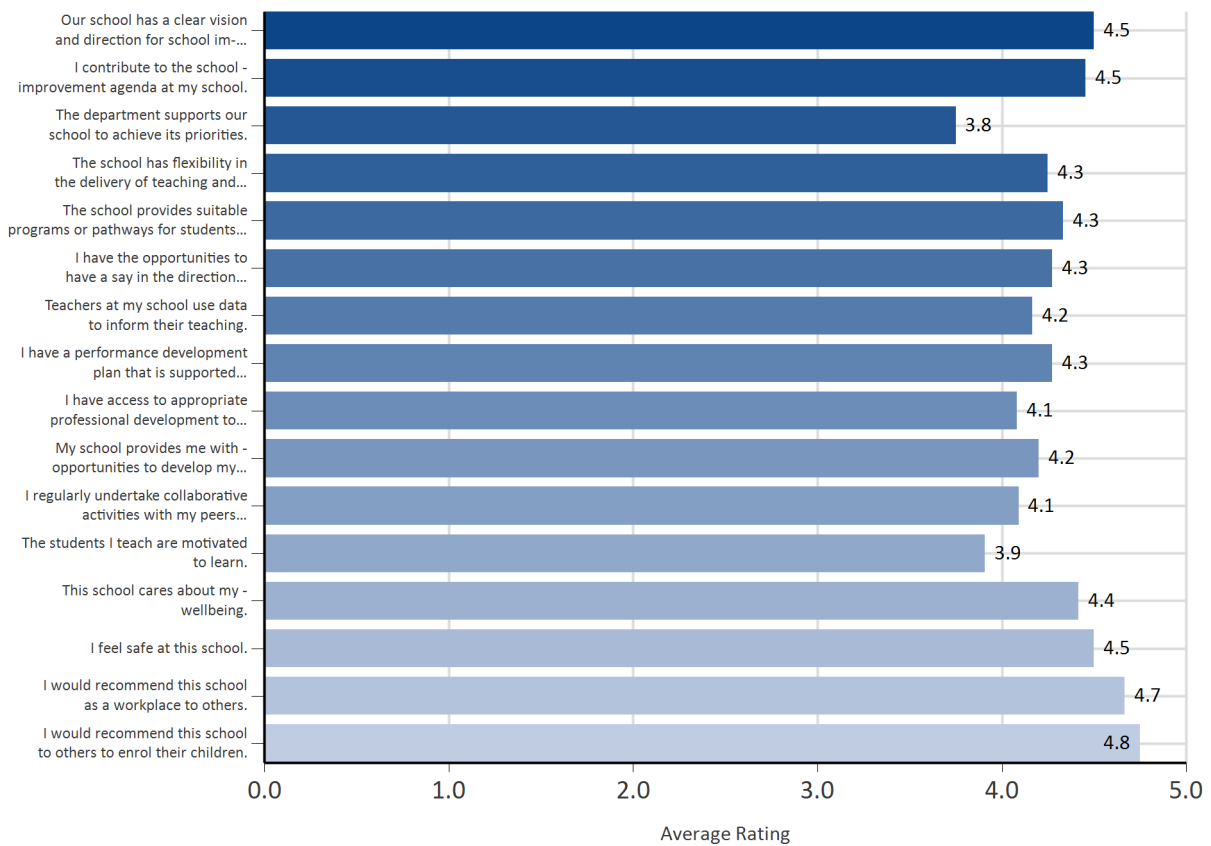


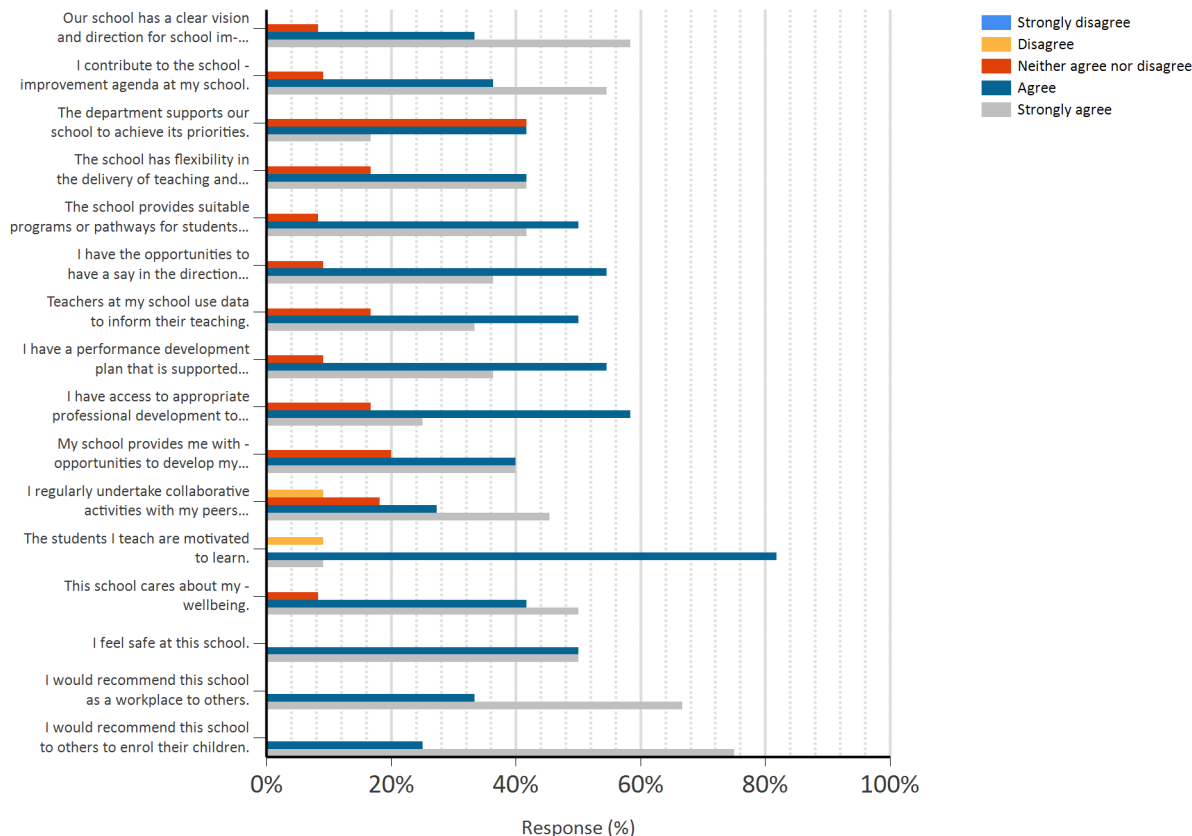


	Strongly disagree		Disagree		Neither agree nor disagree		Agree		Strongly agree	
	Num	%	Num	%	Num	%	Num	%	Num	%
Teachers at this school expect students to do their best.	-	-	-	-	-	-	4	33%	8	67%
Teachers at this school provide students with useful feedback about his or her school work.	-	-	-	-	-	-	5	42%	7	58%
Teachers at this school treat students fairly.	-	-	-	-	1	8%	3	25%	8	67%
My school is well maintained.	-	-	-	-	3	25%	5	42%	4	33%
Students feel safe at this school.	-	-	-	-	-	-	9	75%	3	25%
Student behaviour is well managed at this school.	-	-	-	-	-	-	8	67%	4	33%
My school looks for ways to improve.	-	-	-	-	-	-	3	25%	9	75%
This school takes staff opinions seriously.	-	-	-	-	1	8%	5	42%	6	50%
Teachers at my school motivate students to learn.	-	-	-	-	-	-	3	25%	9	75%
Students like being at my school.	-	-	-	-	-	-	7	58%	5	42%

9 . Please rate the items below.

Rating	Score
Strongly agree	5
Agree	4
Neither agree nor disagree	3
Disagree	2
Strongly disagree	1





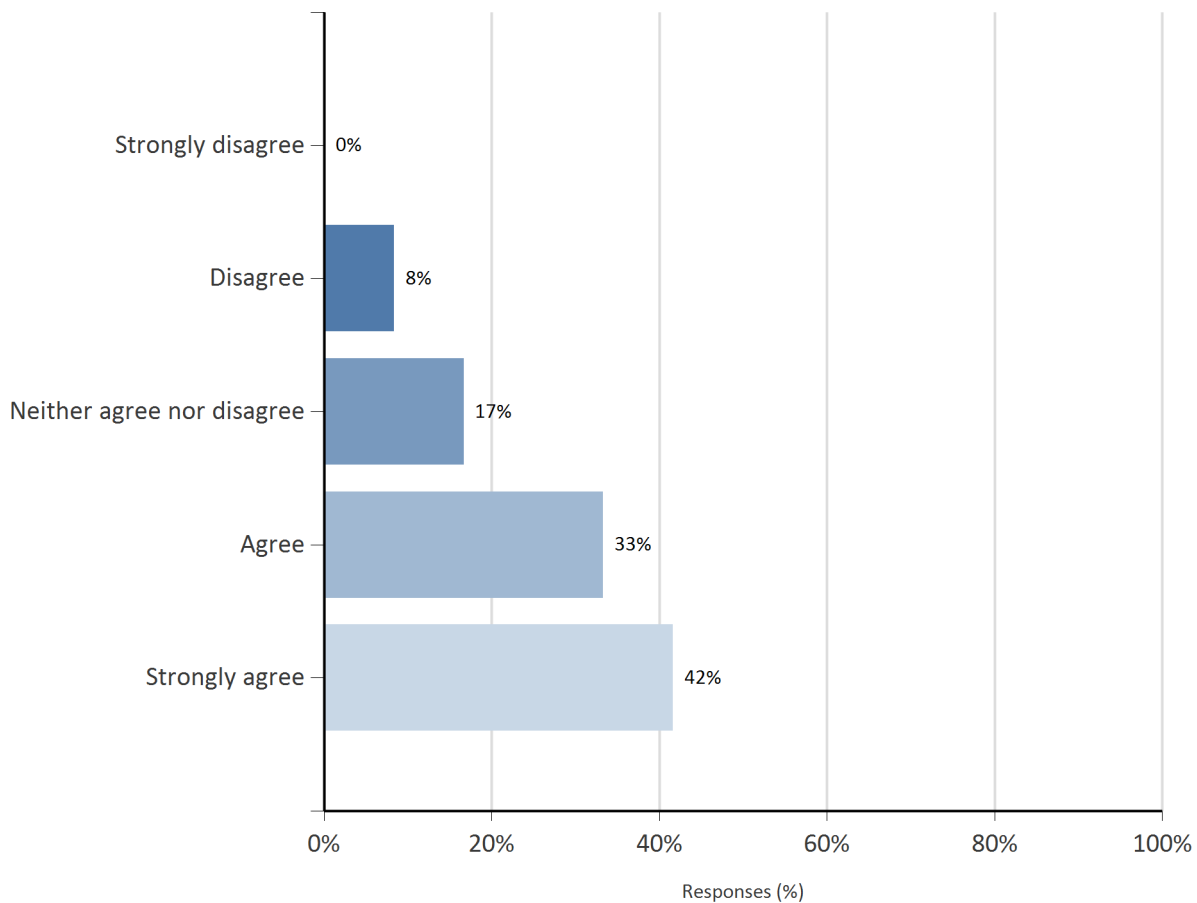
	Strongly disagree		Disagree		Neither agree nor disagree		Agree		Strongly agree	
	Num	%	Num	%	Num	%	Num	%	Num	%
Our school has a clear vision and direction for school improvement.	-	-	-	-	1	8%	4	33%	7	58%
I contribute to the school improvement agenda at my school.	-	-	-	-	1	9%	4	36%	6	55%
The department supports our school to achieve its priorities.	-	-	-	-	5	42%	5	42%	2	17%
The school has flexibility in the delivery of teaching and learning programs to suit the needs of the local community.	-	-	-	-	2	17%	5	42%	5	42%
The school provides suitable programs or pathways for students in my class(es) to transition from primary to secondary.	-	-	-	-	1	8%	6	50%	5	42%
I have the opportunities to have a say in the direction of the schools and its education program to the extent that I wish to.	-	-	-	-	1	9%	6	55%	4	36%
Teachers at my school use data to inform their teaching.	-	-	-	-	2	17%	6	50%	4	33%

Ludmilla 2018 Primary Staff Survey

I have a performance development plan that is supported by the school.	-	-	-	-	1	9%	6	55%	4	36%
I have access to appropriate professional development to develop the knowledge and skills to effectively teach my students.	-	-	-	-	2	17%	7	58%	3	25%
My school provides me with opportunities to develop my leadership capacity.	-	-	-	-	2	20%	4	40%	4	40%
I regularly undertake collaborative activities with my peers (e.g planning, sharing resources, observing others' classrooms and teaching and personal learning communities).	-	-	1	9%	2	18%	3	27%	5	45%
The students I teach are motivated to learn.	-	-	1	9%	-	-	9	82%	1	9%
This school cares about my wellbeing.	-	-	-	-	1	8%	5	42%	6	50%
I feel safe at this school.	-	-	-	-	-	-	6	50%	6	50%
I would recommend this school as a workplace to others.	-	-	-	-	-	-	4	33%	8	67%
I would recommend this school to others to enrol their children.	-	-	-	-	-	-	3	25%	9	75%

10 . With the new upgrade do you think that a name change for the school would be appropriate?

Rating	Score
Strongly agree	5
Agree	4
Neither agree nor disagree	3
Disagree	2
Strongly disagree	1



	Strongly disagree		Disagree		Neither agree nor disagree		Agree		Strongly agree	
	Num	%	Num	%	Num	%	Num	%	Num	%
Number	-	-	1	8%	2	17%	4	33%	5	42%

11 . Do you have any other comments to help improve your school?

Comments do not display in this report type. Use a detailed report to view respondent open text responses.

12 . Do you have any feedback on this survey?

Comments do not display in this report type. Use a detailed report to view respondent open text responses.