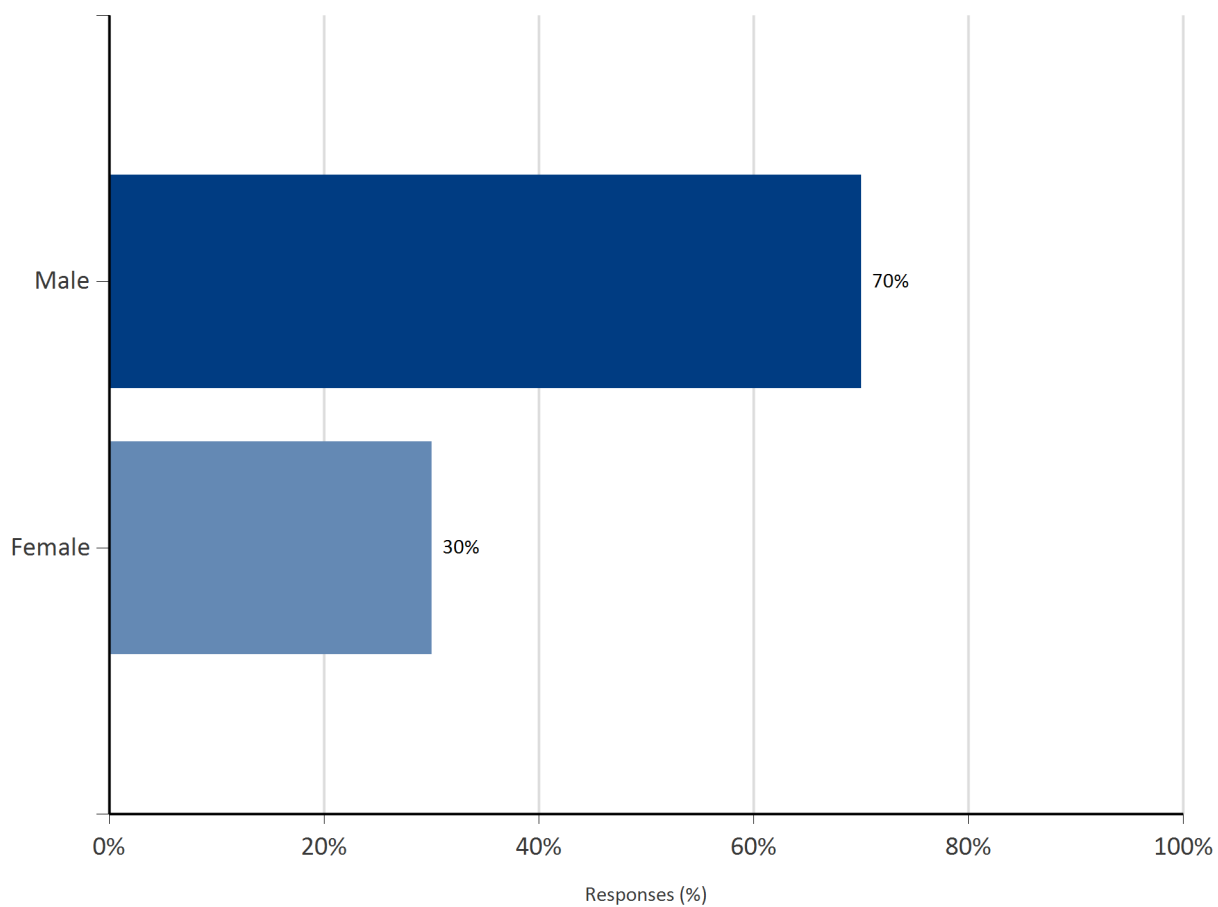


# School Survey

## Overview

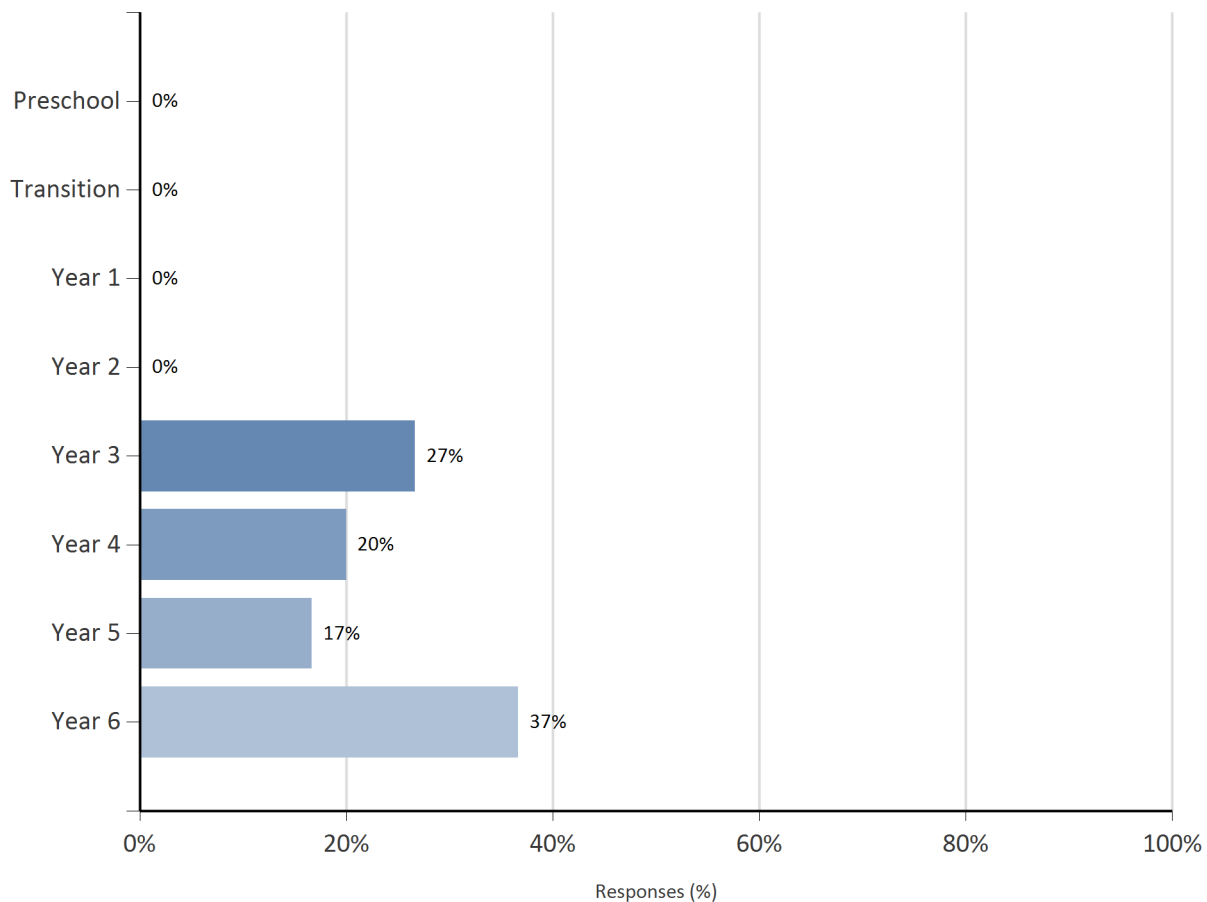
Survey title	Ludmilla 2018 Primary Student Survey
Report title	Distribution - single
Organisation name	Ludmilla Primary School
Generation time & date	1:34PM - 20 Sep 2018
Generated by	carol putica
Distribution name	Ludmilla 2018 Primary Student Survey - 8/08/2018 5:50 AM
School year	2018
Num of online responses	30
Num of manual responses	0

## 1 . What is your sex? Please [tick/mark/select] one box.



	Male		Female	
	Num	%	Num	%
Number	21	70%	9	30%

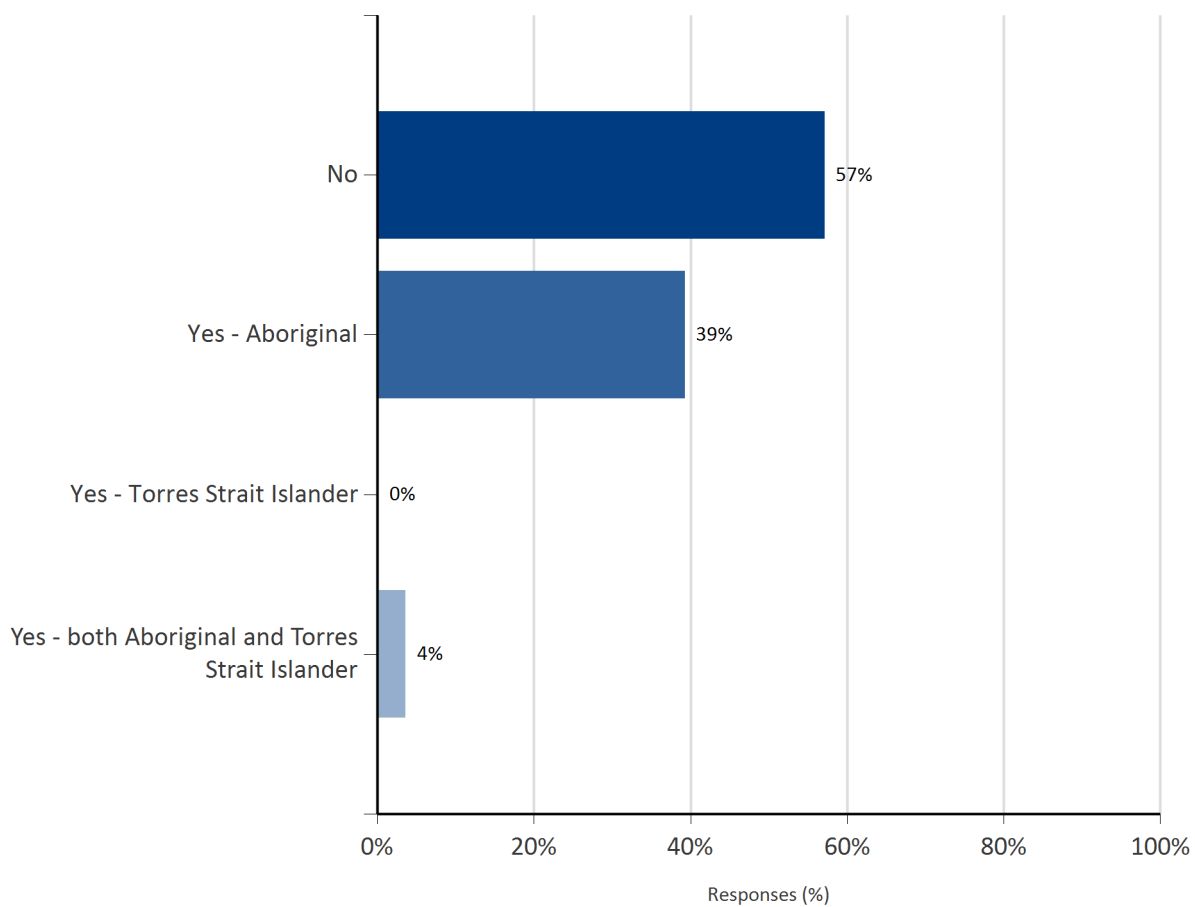
2 . What year level are you in?



	Preschool		Transition		Year 1		Year 2		Year 3	
	Num	%	Num	%	Num	%	Num	%	Num	%
Number	-	-	-	-	-	-	-	-	8	27%

	Year 4		Year 5		Year 6	
	Num	%	Num	%	Num	%
Number	6	20%	5	17%	11	37%

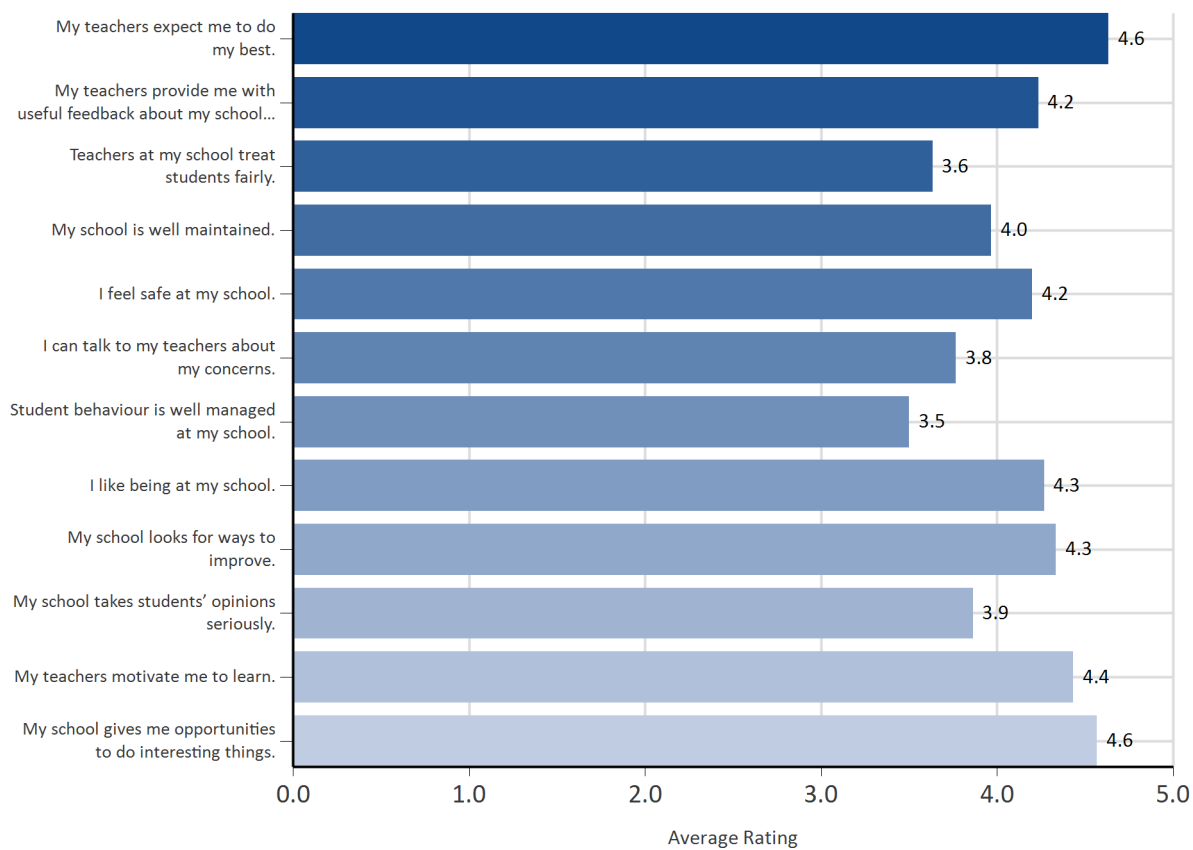
## 3 . Are you of Aboriginal or Torres Strait Islander origin?

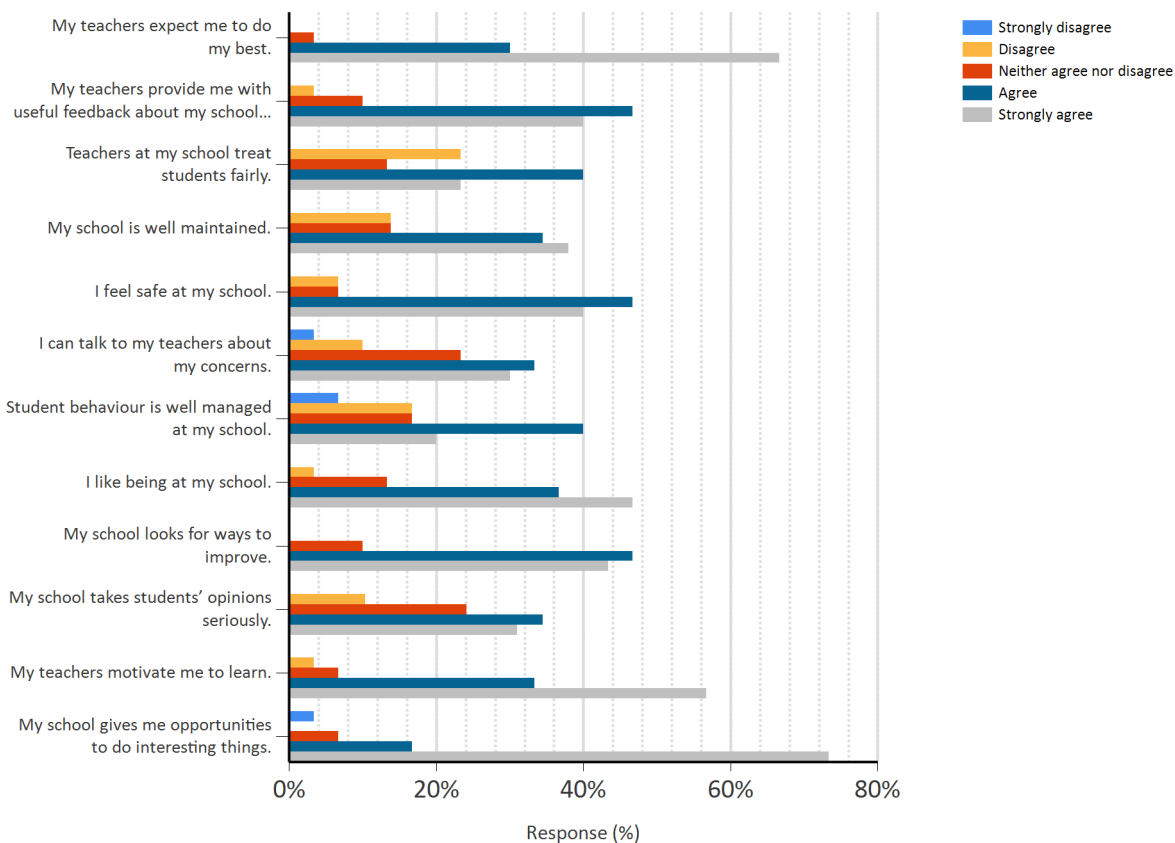


	No		Yes - Aboriginal		Yes - Torres Strait Islander		Yes - both Aboriginal and Torres Strait Islander	
	Num	%	Num	%	Num	%	Num	%
<b>Number</b>	16	57%	11	39%	-	-	1	4%

## 4 . Please rate the items below

Rating	Score
Strongly agree	5
Agree	4
Neither agree nor disagree	3
Disagree	2
Strongly disagree	1

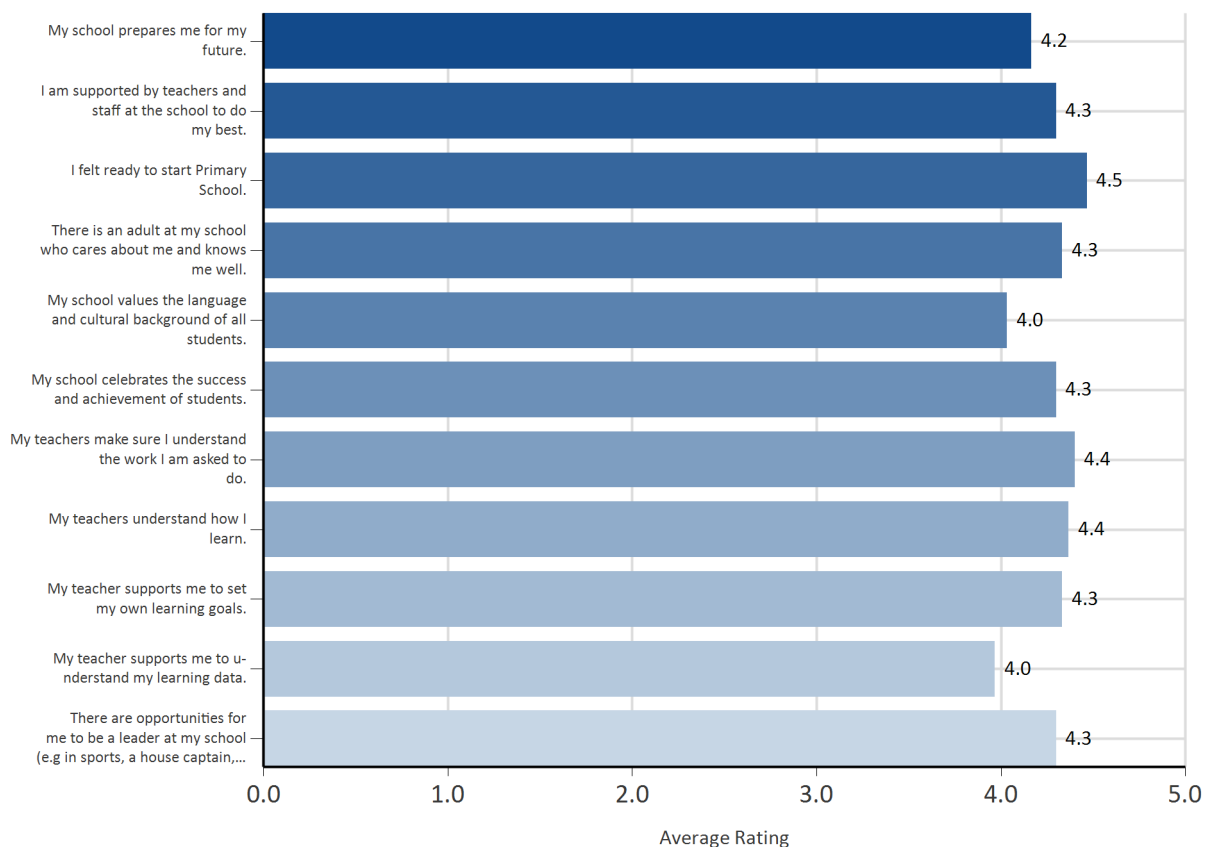


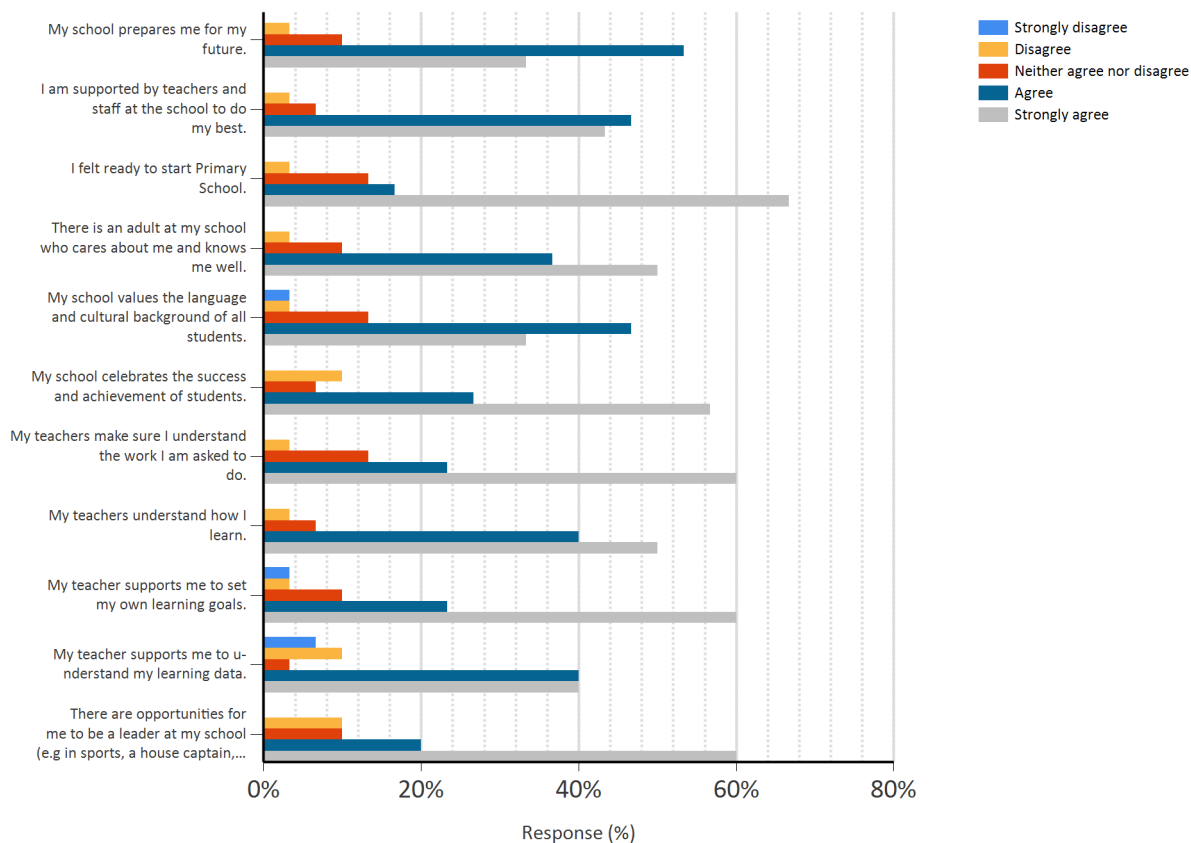


	Strongly disagree		Disagree		Neither agree nor disagree		Agree		Strongly agree	
	Num	%	Num	%	Num	%	Num	%	Num	%
My teachers expect me to do my best.	-	-	-	-	1	3%	9	30%	20	67%
My teachers provide me with useful feedback about my school work.	-	-	1	3%	3	10%	14	47%	12	40%
Teachers at my school treat students fairly.	-	-	7	23%	4	13%	12	40%	7	23%
My school is well maintained.	-	-	4	14%	4	14%	10	34%	11	38%
I feel safe at my school.	-	-	2	7%	2	7%	14	47%	12	40%
I can talk to my teachers about my concerns.	1	3%	3	10%	7	23%	10	33%	9	30%
Student behaviour is well managed at my school.	2	7%	5	17%	5	17%	12	40%	6	20%
I like being at my school.	-	-	1	3%	4	13%	11	37%	14	47%
My school looks for ways to improve.	-	-	-	-	3	10%	14	47%	13	43%
My school takes students' opinions seriously.	-	-	3	10%	7	24%	10	34%	9	31%
My teachers motivate me to learn.	-	-	1	3%	2	7%	10	33%	17	57%
My school gives me opportunities to do interesting things.	1	3%	-	-	2	7%	5	17%	22	73%

5 . Please rate the items below.

Rating	Score
Strongly agree	5
Agree	4
Neither agree nor disagree	3
Disagree	2
Strongly disagree	1





	Strongly disagree		Disagree		Neither agree nor disagree		Agree		Strongly agree	
	Num	%	Num	%	Num	%	Num	%	Num	%
My school prepares me for my future.	-	-	1	3%	3	10%	16	53%	10	33%
I am supported by teachers and staff at the school to do my best.	-	-	1	3%	2	7%	14	47%	13	43%
I felt ready to start Primary School.	-	-	1	3%	4	13%	5	17%	20	67%
There is an adult at my school who cares about me and knows me well.	-	-	1	3%	3	10%	11	37%	15	50%
My school values the language and cultural background of all students.	1	3%	1	3%	4	13%	14	47%	10	33%
My school celebrates the success and achievement of students.	-	-	3	10%	2	7%	8	27%	17	57%
My teachers make sure I understand the work I am asked to do.	-	-	1	3%	4	13%	7	23%	18	60%
My teachers understand how I learn.	-	-	1	3%	2	7%	12	40%	15	50%
My teacher supports me to set my own learning goals.	1	3%	1	3%	3	10%	7	23%	18	60%
My teacher supports me to understand my learning data.	2	7%	3	10%	1	3%	12	40%	12	40%



Ludmilla 2018 Primary Student Survey

There are opportunities for me to be a leader at my school (e.g in sports, a house captain, as a leader of a buddy class).	-	-	3	10%	3	10%	6	20%	18	60%
----------------------------------------------------------------------------------------------------------------------------	---	---	---	-----	---	-----	---	-----	----	-----

**6 . Do you have any other comments to help improve your school?**

Comments do not display in this report type. Use a detailed report to view respondent open text responses.

**7 . Do you have any feedback on this survey?**

Comments do not display in this report type. Use a detailed report to view respondent open text responses.