

Ludmilla Primary School

Student Survey 2020

National and Jurisdictional Questions Overview

The annual Student Survey captures insights into student wellbeing, engagement, and learning from students' own perspective. The mandated survey contains national and jurisdictional questions that assess six key themes: **Wellbeing, Teacher-student relationships, Quality teaching & learning, Positive learning environment, Transitions & pathways, and Shared vision & voice.** Students are asked to rate each question on a five-point agreement scale, from strongly disagree to strongly agree.

This report provides students' perception of these key areas for Northern Territory Government schools. The report presents agreement percentages (%) to show the proportion of students who responded agree/strongly agree with each statement.

	Respondents					
	Responses (all years)	Response rate (Years 5-12 only):	Aboriginal	Non-Aboriginal	Male	Female
2020	36	61%	14	22	16	19
2019	31	71%				
2018	30	73%				

Highest scoring responses for 2020:			Lowest scoring responses for 2020:		
I have good friends that I care about.	92%		My teacher understands how I learn.	69%	
I know how to communicate safely and respectfully when I am online.	89%		Student behaviour is well managed at this school.	66%	
I know where to get help at school if I need it.	89%		There are opportunities for me to be a leader at my school.	64%	

Change from previous year (2020 vs 2019)					
Highest ranking items:	% point change	2020 vs 2019	Lowest ranking items:	% point change	2020 vs 2019
I can talk to my teachers about my concerns.	+20%	78% 58%	My school looks for ways to improve.	-10%	83% 94%
I feel safe at my school.	+15%	83% 68%	There are opportunities for me to be a leader at my school.	-14%	64% 77%
I know how to communicate safely and respectfully when I am online.	+11%	89% 77%	My school takes students' opinions seriously.	-21%	72% 94%

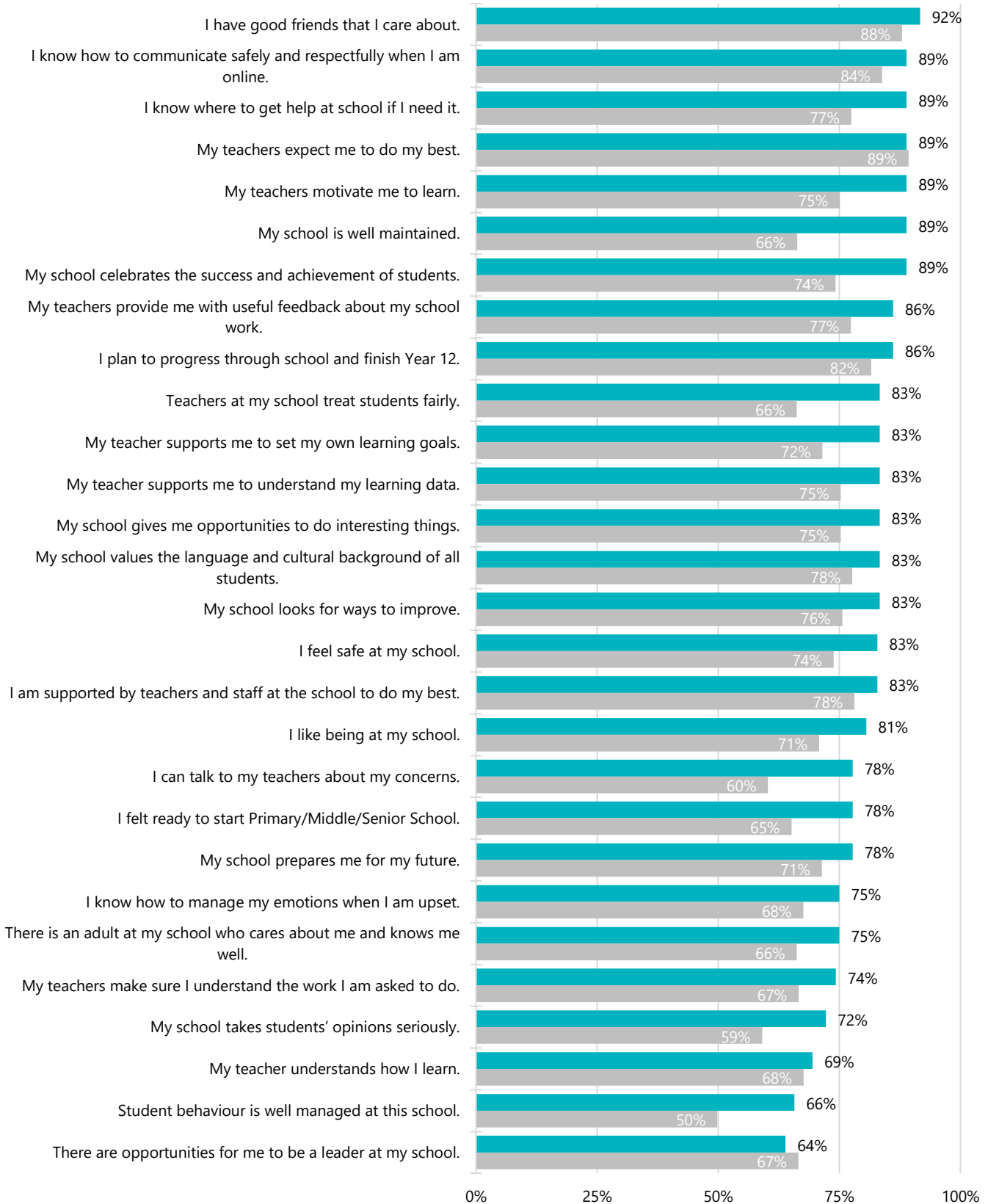
This table presents the first three and last three items when ranked in order of percentage point change.

To protect confidentiality, surveys with three or fewer responses are suppressed. All raw results (including any school-specific additional questions) can be accessed by school principals via the School Survey online tool.

Ludmilla Primary School

All questions (ranked high-low)

■ Your school ■ NT mean

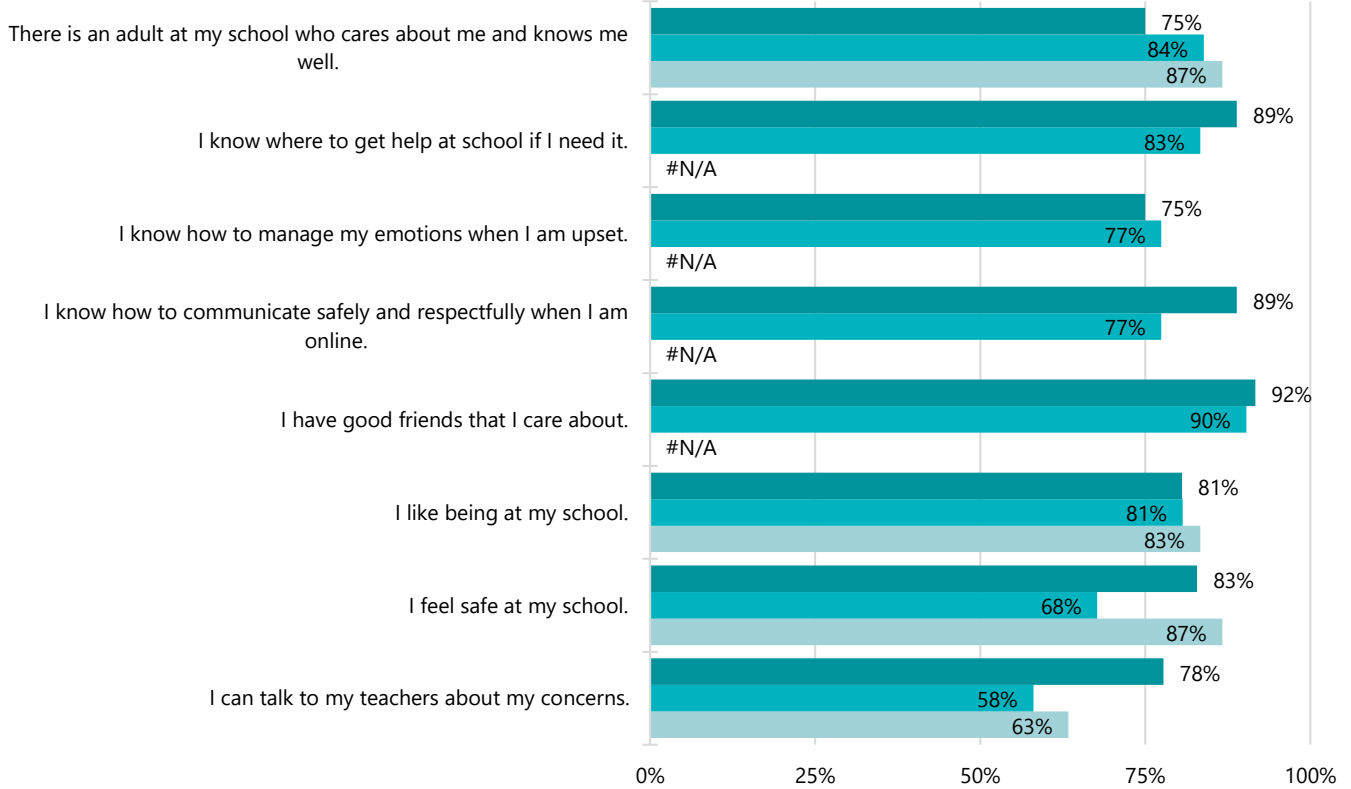


Ludmilla Primary School

Wellbeing

These items measure whether students feel connected, safe, and supported at school.

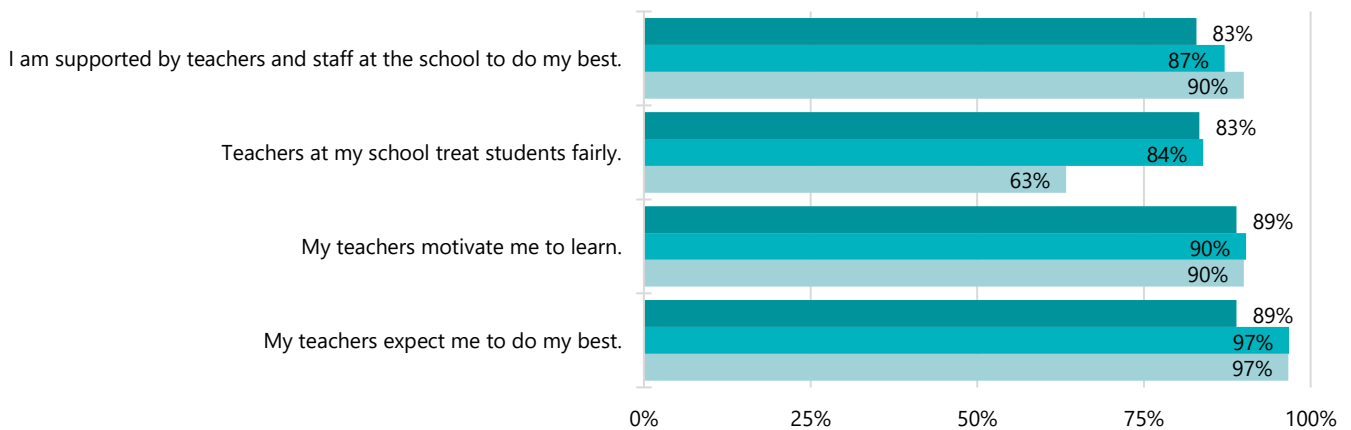
■ 2020 ■ 2019 ■ 2018



Teacher-student relationships

These items measure whether students experience both fair and supportive interactions with their teachers.

■ 2020 ■ 2019 ■ 2018



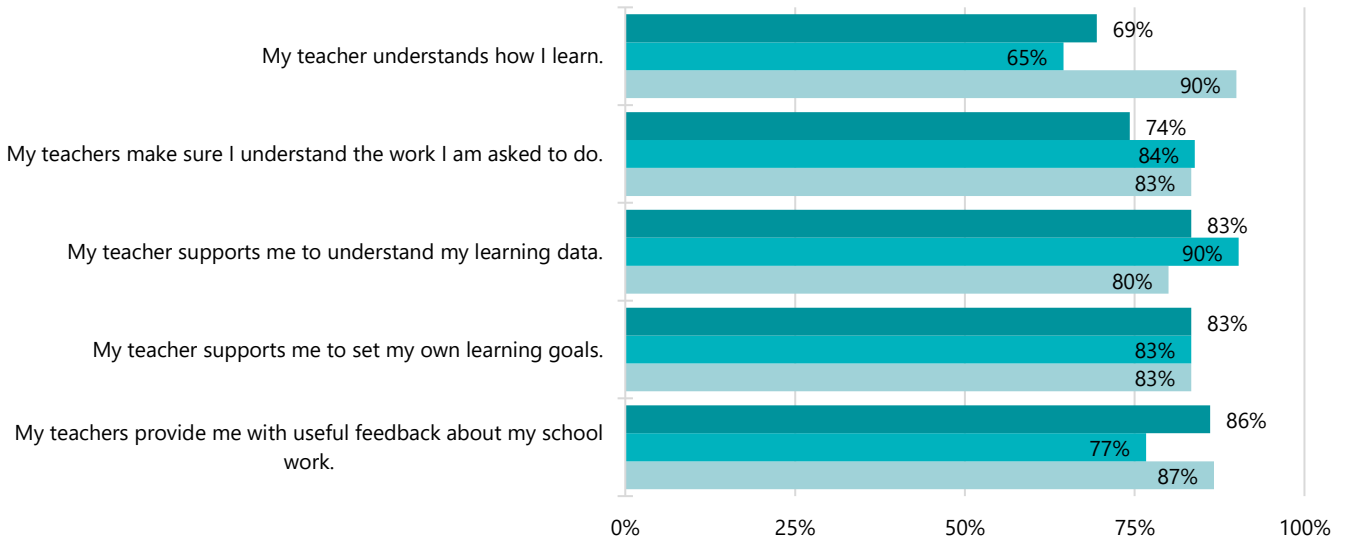
Note: Empty bars (#N/A) indicate that there are no data available to include in the section.

Ludmilla Primary School

Quality teaching & learning

These items measure whether students experience appropriate feedback and differentiated support from their teachers.

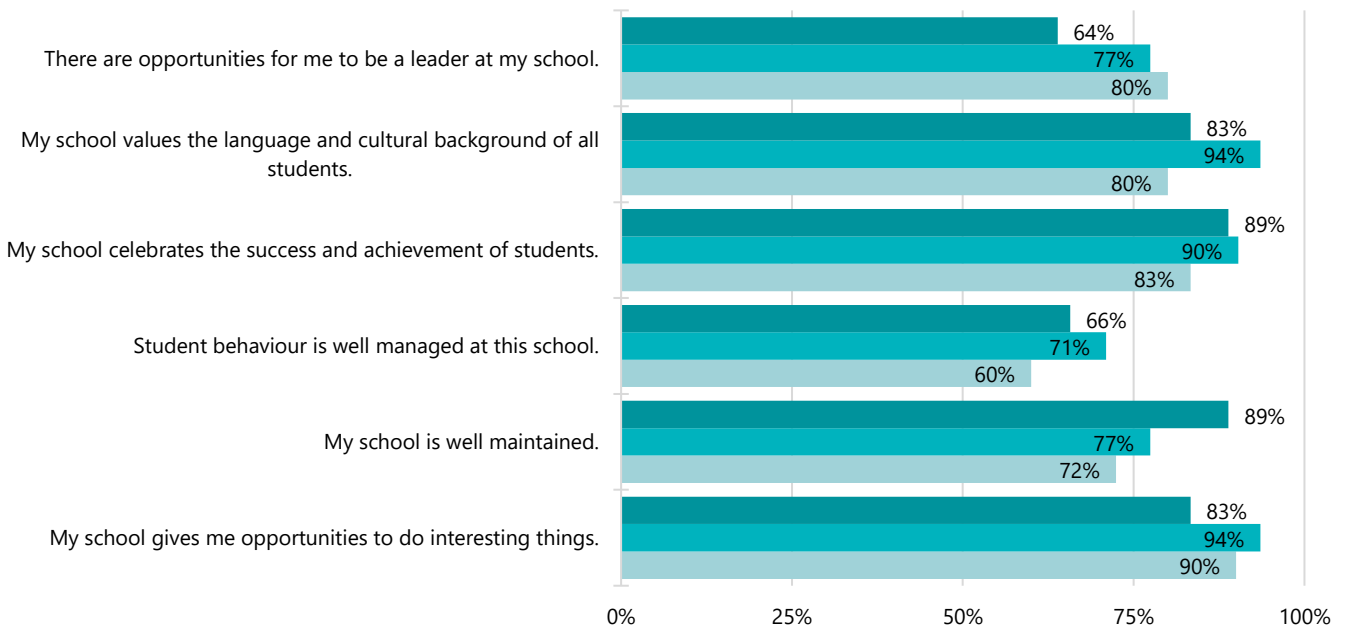
■ 2020 ■ 2019 ■ 2018



Positive learning environment

These items measure whether students experience a learning environment that is safe, respectful, inclusive, and one that promotes learning and engagement.

■ 2020 ■ 2019 ■ 2018

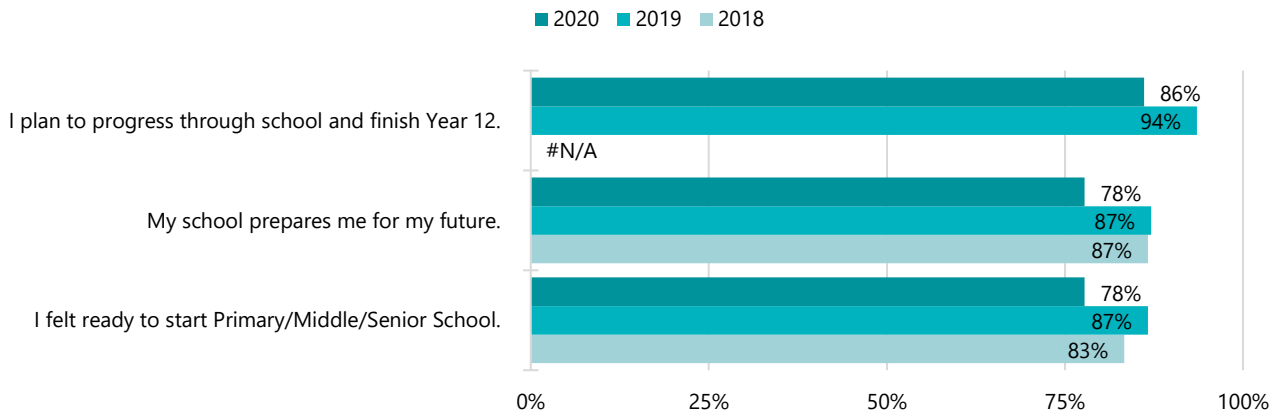


Note: Empty bars (#N/A) indicate that there are no data available to include in the section.

Ludmilla Primary School

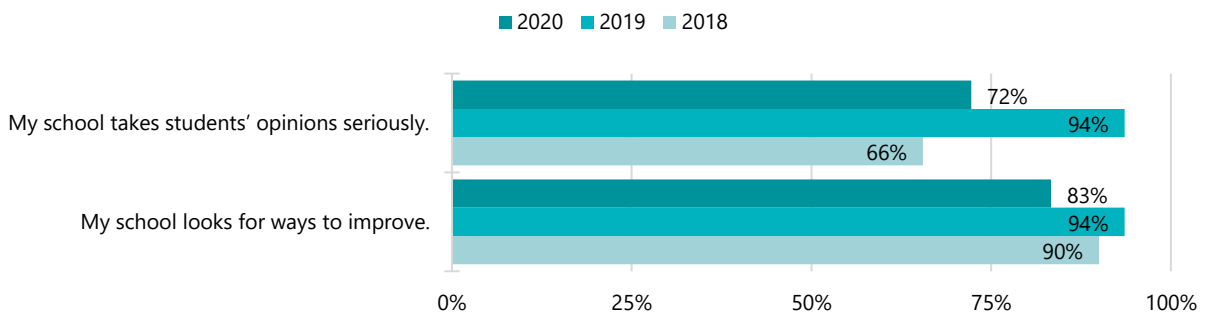
Transitions & pathways

These items measure whether students feel prepared for the different stages of school and beyond.



Shared vision & voice

These items measure whether students feel that their voices are heard and valued at school.



Note: Empty bars (#N/A) indicate that there are no data available to include in the section.

Ludmilla Primary School

Student Survey 2020

National and Jurisdictional Questions

This section of the report provides **each item** disaggregated by respondent demographics.

To protect anonymity, items with three or fewer responses are suppressed ("Supp"). Empty cells (-) indicate that there are no data available.

The School Survey also provides an open text box for respondents to provide **qualitative feedback** to accompany their item responses. Principals are encouraged to access the detailed reports containing the raw survey data and text responses through the School Survey online tool.

		Early Years	Year 4	Year 5	Year 6	Overall
No. of respondents:	Male	3	5	5	3	16
	Female	9	4	3	3	19
	Aboriginal	2	5	4	3	14
	Non-aboriginal	11	4	4	3	22
	Total	13	9	8	6	36

		Wellbeing				
		Early Years	Year 4	Year 5	Year 6	Overall
My school values the language and cultural background of all students.	Male	Supp	60%	80%	Supp	81%
	Female	89%	75%	Supp	Supp	84%
	Aboriginal	Supp	60%	75%	Supp	79%
	Non-aboriginal	91%	75%	75%	Supp	86%
	Total	92%	67%	75%	100%	83%
I feel safe at my school.	Male	Supp	100%	80%	Supp	94%
	Female	78%	75%	Supp	Supp	74%
	Aboriginal	Supp	100%	75%	Supp	93%
	Non-aboriginal	80%	75%	75%	Supp	76%
	Total	83%	89%	75%	83%	83%
I like being at my school.	Male	Supp	80%	80%	Supp	88%
	Female	78%	75%	Supp	Supp	74%
	Aboriginal	Supp	80%	75%	Supp	86%
	Non-aboriginal	82%	75%	75%	Supp	77%
	Total	85%	78%	75%	83%	81%
I have good friends that I care about.	Male	Supp	100%	60%	Supp	88%
	Female	100%	75%	Supp	Supp	95%
	Aboriginal	Supp	100%	75%	Supp	93%
	Non-aboriginal	100%	75%	75%	Supp	91%
	Total	100%	89%	75%	100%	92%
I know how to communicate safely and respectfully when I am online.	Male	Supp	80%	100%	Supp	94%
	Female	89%	75%	Supp	Supp	84%
	Aboriginal	Supp	60%	100%	Supp	86%
	Non-aboriginal	91%	100%	75%	Supp	91%
	Total	92%	78%	88%	100%	89%

Ludmilla Primary School

		Wellbeing				
		Early Years	Year 4	Year 5	Year 6	Overall
I know how to manage my emotions when I am upset.	Male	Supp	60%	80%	Supp	75%
	Female	78%	100%	Supp	Supp	79%
	Aboriginal	Supp	80%	75%	Supp	79%
	Non-aboriginal	73%	75%	75%	Supp	73%
	Total	77%	78%	75%	67%	75%
I know where to get help at school if I need it.	Male	Supp	80%	80%	Supp	88%
	Female	89%	100%	Supp	Supp	89%
	Aboriginal	Supp	80%	75%	Supp	86%
	Non-aboriginal	91%	100%	75%	Supp	91%
	Total	92%	89%	75%	100%	89%
There is an adult at my school who cares about me and knows me well.	Male	Supp	60%	80%	Supp	81%
	Female	56%	100%	Supp	Supp	68%
	Aboriginal	Supp	60%	75%	Supp	79%
	Non-aboriginal	64%	100%	75%	Supp	73%
	Total	69%	78%	75%	83%	75%

		Teacher-student relationships				
		Early Years	Year 4	Year 5	Year 6	Overall
My teachers expect me to do my best.	Male	Supp	100%	80%	Supp	94%
	Female	78%	100%	Supp	Supp	84%
	Aboriginal	Supp	100%	75%	Supp	93%
	Non-aboriginal	82%	100%	100%	Supp	86%
	Total	85%	100%	88%	83%	89%
My teachers motivate me to learn.	Male	Supp	100%	80%	Supp	94%
	Female	89%	100%	Supp	Supp	84%
	Aboriginal	Supp	100%	75%	Supp	93%
	Non-aboriginal	91%	100%	75%	Supp	86%
	Total	92%	100%	75%	83%	89%
Teachers at my school treat students fairly.	Male	Supp	80%	80%	Supp	88%
	Female	89%	75%	Supp	Supp	79%
	Aboriginal	Supp	80%	75%	Supp	86%
	Non-aboriginal	91%	75%	75%	Supp	82%
	Total	92%	78%	75%	83%	83%
I am supported by teachers and staff at the school to do my best.	Male	Supp	60%	80%	Supp	81%
	Female	88%	100%	Supp	Supp	83%
	Aboriginal	Supp	60%	75%	Supp	79%
	Non-aboriginal	90%	100%	75%	Supp	86%
	Total	92%	78%	75%	83%	83%

Ludmilla Primary School

		Quality teaching & learning					
		Early Years	Year 4	Year 5	Year 6	Overall	
My teachers provide me with useful feedback about my school work.	Male	Supp	100%	80%	Supp	94%	
	Female	89%	75%	Supp	Supp	79%	
	Aboriginal	Supp	100%	75%	Supp	93%	
	Non-aboriginal	91%	75%	75%	Supp	82%	
	Total	92%	89%	75%	83%	86%	
My teacher supports me to set my own learning goals.	Male	Supp	80%	80%	Supp	88%	
	Female	78%	100%	Supp	Supp	79%	
	Aboriginal	Supp	80%	75%	Supp	86%	
	Non-aboriginal	82%	100%	75%	Supp	82%	
	Total	85%	89%	75%	83%	83%	
My teacher supports me to understand my learning data.	Male	Supp	60%	80%	Supp	81%	
	Female	89%	100%	Supp	Supp	84%	
	Aboriginal	Supp	60%	75%	Supp	79%	
	Non-aboriginal	91%	100%	75%	Supp	86%	
	Total	92%	78%	75%	83%	83%	
My teachers make sure I understand the work I am asked to do.	Male	Supp	40%	60%	Supp	69%	
	Female	78%	100%	Supp	Supp	79%	
	Aboriginal	Supp	60%	50%	Supp	71%	
	Non-aboriginal	80%	75%	75%	Supp	76%	
	Total	83%	67%	63%	83%	74%	
My teacher understands how I learn.	Male	Supp	60%	60%	Supp	63%	
	Female	56%	100%	Supp	Supp	74%	
	Aboriginal	Supp	80%	50%	Supp	64%	
	Non-aboriginal	64%	75%	100%	Supp	73%	
	Total	62%	78%	75%	67%	69%	

Ludmilla Primary School

		Positive learning environment					
		Early Years	Year 4	Year 5	Year 6	Overall	
My school gives me opportunities to do interesting things.	Male	Supp	80%	60%	Supp	81%	
	Female	89%	100%	Supp	Supp	84%	
	Aboriginal	Supp	80%	50%	Supp	79%	
	Non-aboriginal	91%	100%	75%	Supp	86%	
	Total	92%	89%	63%	83%	83%	
My school is well maintained.	Male	Supp	80%	100%	Supp	94%	
	Female	89%	100%	Supp	Supp	89%	
	Aboriginal	Supp	80%	100%	Supp	93%	
	Non-aboriginal	82%	100%	100%	Supp	86%	
	Total	85%	89%	100%	83%	89%	
Student behaviour is well managed at this school.	Male	Supp	60%	80%	Supp	81%	
	Female	50%	75%	Supp	Supp	50%	
	Aboriginal	Supp	60%	75%	Supp	79%	
	Non-aboriginal	60%	75%	50%	Supp	57%	
	Total	67%	67%	63%	67%	66%	
My school celebrates the success and achievement of students.	Male	Supp	60%	100%	Supp	88%	
	Female	89%	75%	Supp	Supp	89%	
	Aboriginal	Supp	60%	100%	Supp	86%	
	Non-aboriginal	91%	75%	100%	Supp	91%	
	Total	92%	67%	100%	100%	89%	
My school values the language and cultural background of all students.	Male	Supp	60%	80%	Supp	81%	
	Female	89%	75%	Supp	Supp	84%	
	Aboriginal	Supp	60%	75%	Supp	79%	
	Non-aboriginal	91%	75%	75%	Supp	86%	
	Total	92%	67%	75%	100%	83%	
There are opportunities for me to be a leader at my school.	Male	Supp	80%	60%	Supp	81%	
	Female	33%	75%	Supp	Supp	53%	
	Aboriginal	Supp	80%	50%	Supp	79%	
	Non-aboriginal	36%	75%	75%	Supp	55%	
	Total	46%	78%	63%	83%	64%	

Ludmilla Primary School

Transitions & pathways

		Early Years	Year 4	Year 5	Year 6	Overall
I felt ready to start Primary/Middle/Senior School.	Male	Supp	80%	80%	Supp	88%
	Female	78%	100%	Supp	Supp	74%
	Aboriginal	Supp	80%	75%	Supp	86%
	Non-aboriginal	73%	100%	50%	Supp	73%
	Total	77%	89%	63%	83%	78%
My school prepares me for my future.	Male	Supp	80%	80%	Supp	88%
	Female	78%	75%	Supp	Supp	68%
	Aboriginal	Supp	80%	75%	Supp	86%
	Non-aboriginal	82%	75%	50%	Supp	73%
	Total	85%	78%	63%	83%	78%
I plan to progress through school and finish Year 12.	Male	Supp	60%	80%	Supp	81%
	Female	78%	100%	Supp	Supp	89%
	Aboriginal	Supp	60%	75%	Supp	79%
	Non-aboriginal	82%	100%	100%	Supp	91%
	Total	85%	78%	88%	100%	86%

Shared vision & voice

		Early Years	Year 4	Year 5	Year 6	Overall
My school looks for ways to improve.	Male	Supp	80%	80%	Supp	88%
	Female	78%	100%	Supp	Supp	79%
	Aboriginal	Supp	80%	75%	Supp	86%
	Non-aboriginal	82%	100%	75%	Supp	82%
	Total	85%	89%	75%	83%	83%
My school takes students' opinions seriously.	Male	Supp	80%	60%	Supp	81%
	Female	78%	75%	Supp	Supp	68%
	Aboriginal	Supp	80%	50%	Supp	79%
	Non-aboriginal	73%	75%	50%	Supp	68%
	Total	77%	78%	50%	83%	72%

For information on the Northern Territory Government School Survey please contact:

NT Department of Education School Survey team

(08) 8999 5790

schoolsurvey.doe@nt.gov.au