

Ludmilla Primary School

2021 NT School Survey - Parent National and Jurisdictional Questions Overview

The annual Parent/Carers Survey captures insights into student wellbeing, engagement, and learning from the perspective of parents and families with children enrolled at the school. The mandated survey contains National and Jurisdictional questions that assess eight key themes: **Wellbeing, Quality teaching & learning, Teacher-student relationships, Positive learning environment, Transitions & pathways, Shared vision & voice, School community engagement, and School satisfaction.**

This report provides the parents/carers' perception of these key areas for Northern Territory Government schools. Parents/carers are asked to rate the items on a five-point agreement scale, from strongly disagree to strongly agree. The report presents agreement percentages (%) to show the proportion of parents/carers who responded agree/strongly

		Respondents					
	No. of responses:	Aboriginal	Non-Aboriginal	Early Years	Primary	Middle	Senior
2021	45	11	34	31	12	1	1
2020	34						
2019	29						

Highest scoring responses for 2021		Lowest scoring responses for 2021	
My child likes being at this school.	98%	My child knows how to manage their emotions.	77%
This school is well maintained.	98%	My child knows how to communicate safely and respectfully online.	74%
This school gives my child opportunities to do interesting things.	98%	My school shares data to inform me about my child's learning in a way that I can understand.	73%

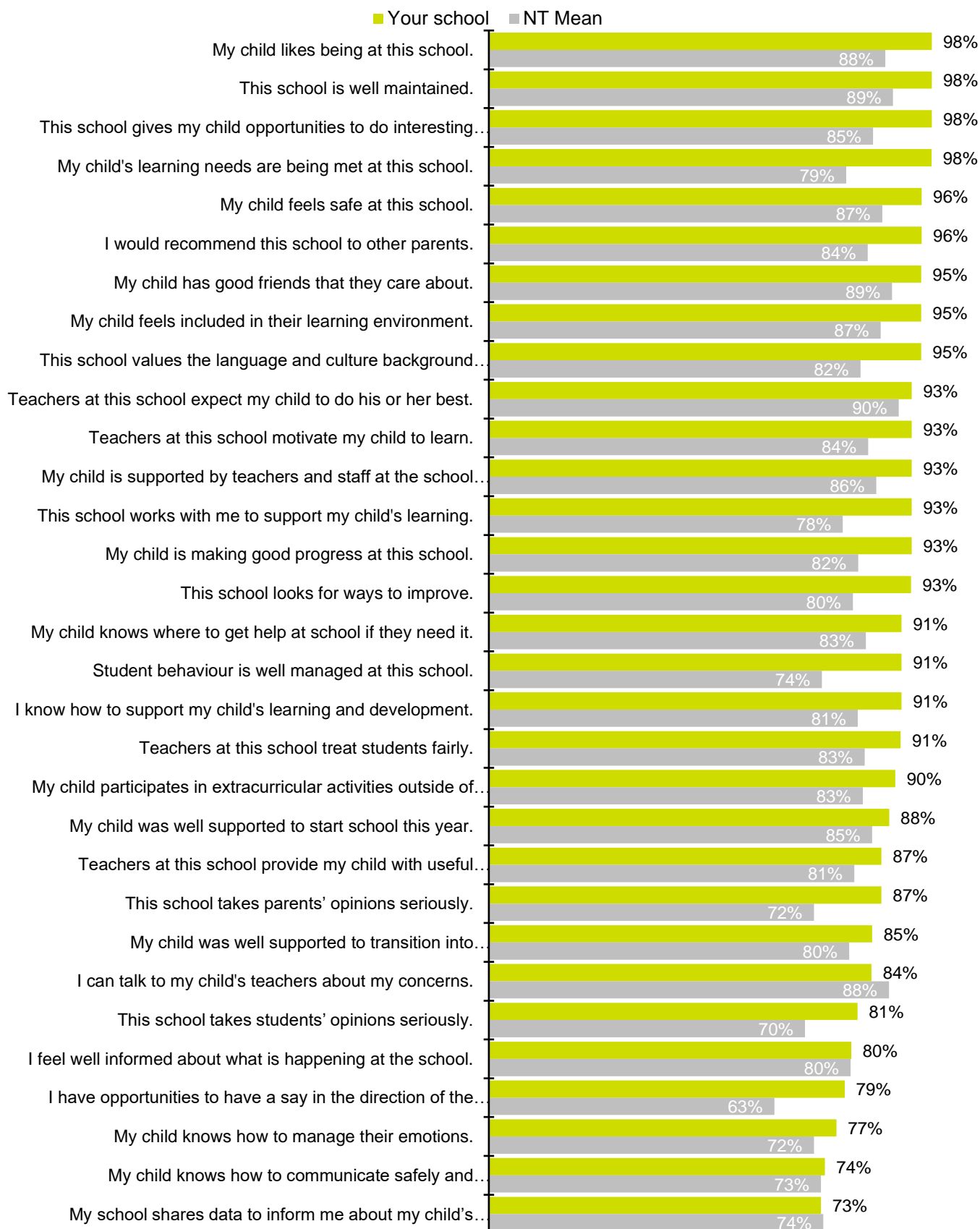
Change from previous year (2021 vs 2020)					
Highest ranking items	% point change	2021 vs 2020	Lowest ranking items	% point change	2021 vs 2020
My child's learning needs are being met at this school.	+4%	98% 94%	I feel well informed about what is happening at the school.	-11%	80% 91%
I know how to support my child's learning and development.	+3%	91% 88%	I can talk to my child's teachers about my concerns.	-13%	84% 97%
My child knows how to manage their emotions.	+0%	77% 77%	My school shares data to inform me about my child's learning in a way that I can understand.	-13%	73% 86%

This table presents the first three and last three items when ranked in order of percentage point change.

To protect confidentiality, surveys with three or fewer responses are suppressed. All raw results (including any school-specific additional questions) can be accessed by school principals via the School Survey online tool.

Ludmilla Primary School

All questions (ranked high-low)



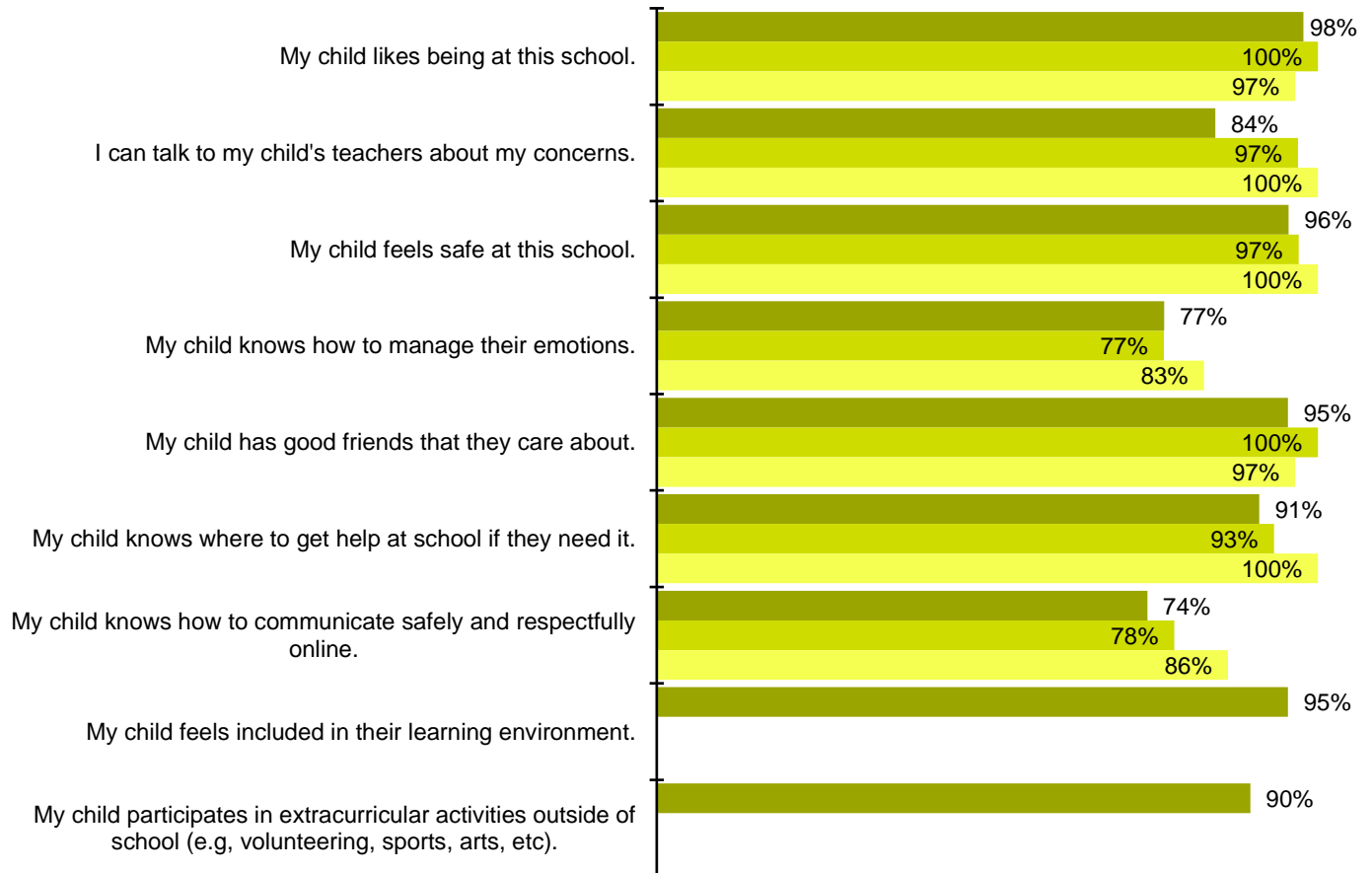
Note: N/A indicates less than 4 responses or question missing from survey. Refer to next section for full question text.

Ludmilla Primary School

Wellbeing

These items measure whether parents/carers feel that the school fosters an environment where parents and students feel connected, safe, and supported at school.

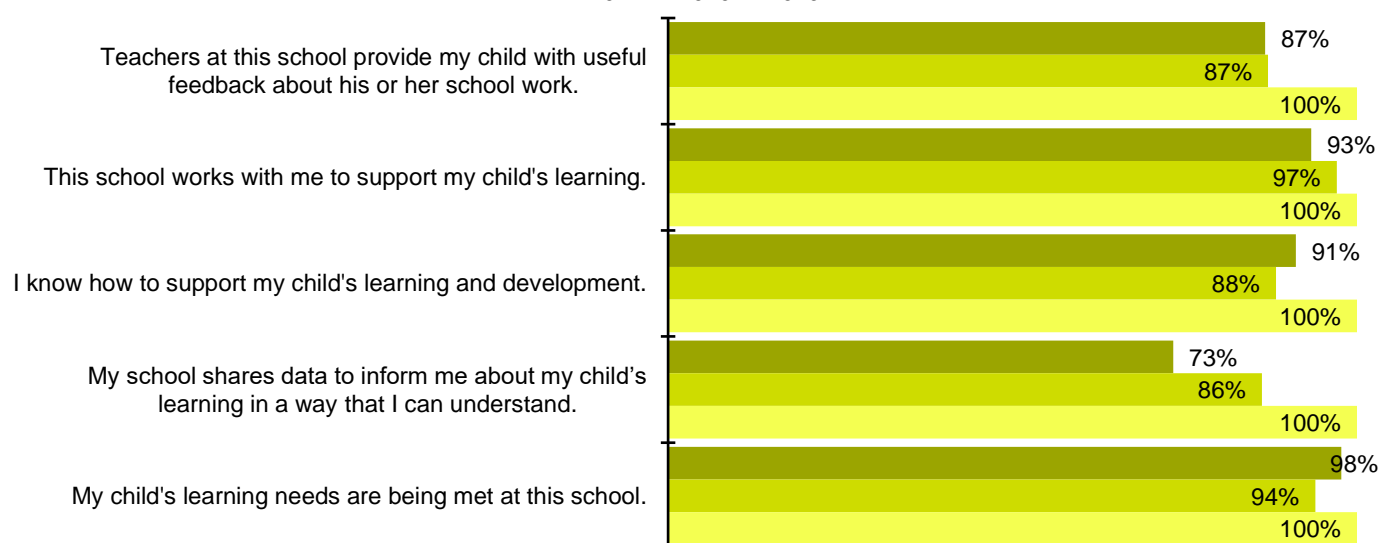
■ 2021 ■ 2020 ■ 2019



Quality teaching & learning

These items measure whether parents/carers feel that their child experiences appropriate support for learning in the classroom and at home.

■ 2021 ■ 2020 ■ 2019

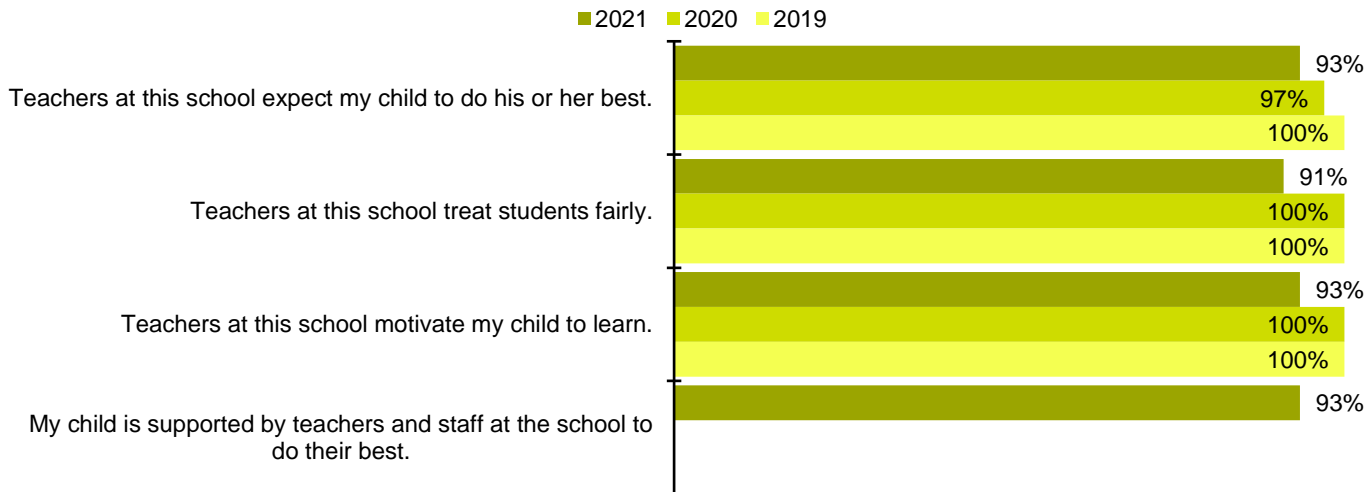


Note: Empty bars (#N/A) indicate that there are no data available to include in the section.

Ludmilla Primary School

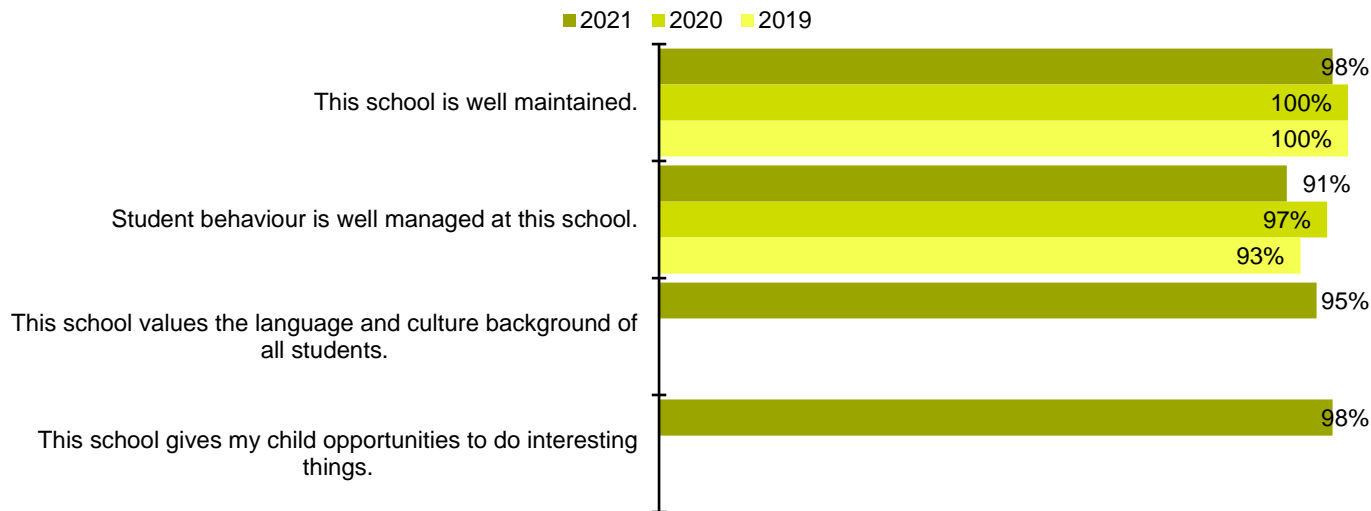
Teacher-student relationships

These items measure whether parents/carers think that their child experiences both fair and supportive interactions with their teachers.



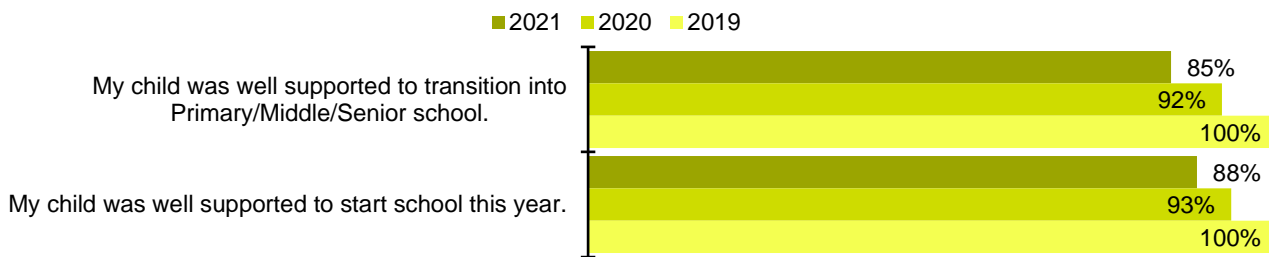
Positive learning environment

These items measure whether parents/carers think that the school's learning environment is safe, respectful, and inclusive



Transition & pathways

These items measure whether parents/carers think that the school successfully prepared their child for different stages of school and beyond.

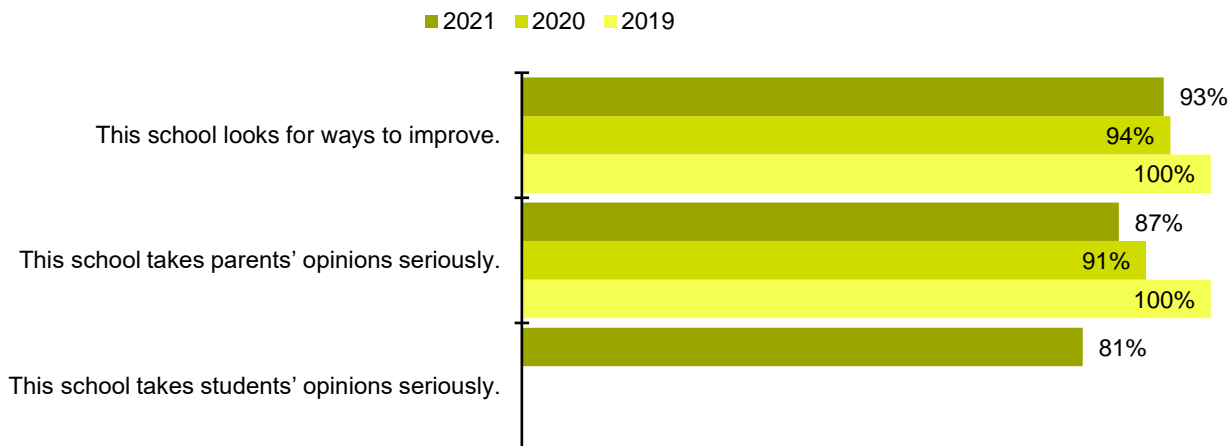


Note: Empty bars (#N/A) indicate that there are no data available to include in the section.

Ludmilla Primary School

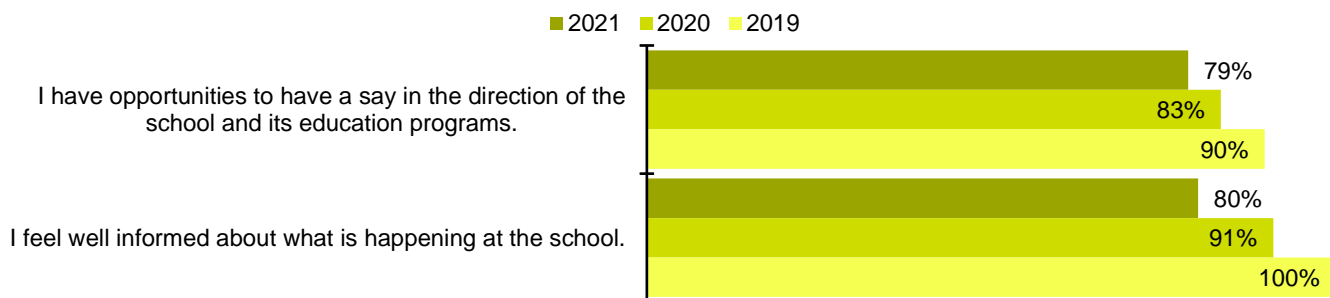
Shared vision & voice

These items measure whether parents/carers think their voices are heard and valued at the school.



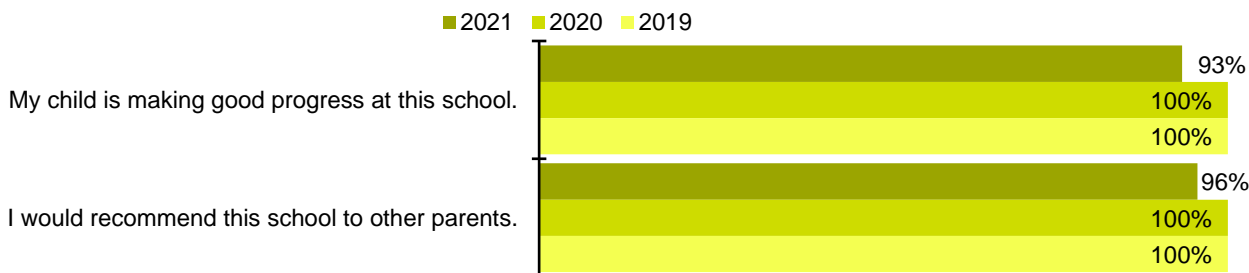
School community engagement

These items measure whether parents/carers think that the school fosters stakeholder engagement.



School satisfaction

These items measure whether parents/carers are satisfied with their school's performance, culture, and services.



Note: Empty bars (#N/A) indicate that there are no data available to include in the section.

Ludmilla Primary School

2021 NT School Survey - Parent

National and Jurisdictional Questions Overview

This section of the report provides each item disaggregated by respondent demographics.

To protect anonymity, items with three or fewer responses are suppressed ("Supp"). Empty cells (-) indicate that there are no data available.

The School Survey also provides an open text box for respondents to provide **qualitative feedback** to accompany their item responses. Principals are encouraged to access the detailed reports containing the raw survey data and text responses through the School Survey online tool

	Aboriginal	Non-Aboriginal	Early Years	Primary Years	Middle Years	Senior Years
No. of respondents:	11	34	31	12	1	1

Wellbeing						
	Aboriginal	Non-Aboriginal	Early Years	Primary Years	Middle Years	Senior Years
My child likes being at this school.	91%	100%	97%	100%	Supp	Supp
I can talk to my child's teachers about my concerns.	82%	85%	81%	92%	Supp	Supp
My child feels safe at this school.	91%	97%	94%	100%	Supp	Supp
My child knows how to manage their emotions.	90%	73%	72%	92%	Supp	Supp
My child has good friends that they care about.	100%	94%	93%	100%	Supp	Supp
My child knows where to get help at school if they need it.	91%	91%	90%	92%	Supp	Supp
My child knows how to communicate safely and respectfully online.	89%	68%	65%	92%	Supp	Supp
My child feels included in their learning environment.	91%	97%	93%	100%	Supp	Supp
My child participates in extracurricular activities outside of school (e.g. volunteering, sports, arts, etc).	89%	90%	92%	91%	Supp	Supp

Teacher-student relationships						
	Aboriginal	Non-Aboriginal	Early Years	Primary Years	Middle Years	Senior Years
Teachers at this school expect my child to do his or her best.	91%	94%	90%	100%	Supp	Supp
Teachers at this school treat students fairly.	91%	91%	87%	100%	Supp	Supp
Teachers at this school motivate my child to learn.	91%	94%	90%	100%	Supp	Supp
My child is supported by teachers and staff at the school to do their best.	91%	94%	90%	100%	Supp	Supp

Ludmilla Primary School

Quality teaching & learning

	Aboriginal	Non-Aboriginal	Early Years	Primary Years	Middle Years	Senior Years
Teachers at this school provide my child with useful feedback about his or her school work.	82%	88%	84%	100%	Supp	Supp
This school works with me to support my child's learning.	91%	94%	90%	100%	Supp	Supp
I know how to support my child's learning and development.	91%	91%	90%	92%	Supp	Supp
My school shares data to inform me about my child's learning in a way that I can understand.	91%	68%	68%	83%	Supp	Supp
My child's learning needs are being met at this school.	91%	100%	97%	100%	Supp	Supp

Positive learning environment

	Aboriginal	Non-Aboriginal	Early Years	Primary	Middle	Senior
This school is well maintained.	100%	97%	97%	100%	Supp	Supp
Student behaviour is well managed at this school.	100%	88%	87%	100%	Supp	Supp
This school values the language and culture background of all students.	91%	97%	97%	92%	Supp	Supp
This school gives my child opportunities to do interesting things.	91%	100%	97%	100%	Supp	Supp

Transition & pathways

	Aboriginal	Non-Aboriginal	Early Years	Primary Years	Middle Years	Senior Years
My child was well supported to transition into Primary/Middle/Senior school.	80%	86%	85%	90%	Supp	Supp
My child was well supported to start school this year.	90%	88%	83%	100%	Supp	Supp

Shared vision & voice

	Aboriginal	Non-Aboriginal	Early Years	Primary Years	Middle Years	Senior Years
This school looks for ways to improve.	91%	94%	90%	100%	Supp	Supp
This school takes parents' opinions seriously.	73%	91%	87%	92%	Supp	Supp
This school takes students' opinions seriously.	73%	84%	83%	83%	Supp	Supp

Ludmilla Primary School

School community engagement

	Aboriginal	Non-Aboriginal	Early Years	Primary Years	Middle Years	Senior Years
I have opportunities to have a say in the direction of the school and its education programs.	82%	77%	79%	83%	Supp	Supp
I feel well informed about what is happening at the school.	82%	79%	77%	92%	Supp	Supp

School satisfaction

	Aboriginal	Non-Aboriginal	Early Years	Primary Years	Middle Years	Senior Years
My child is making good progress at this school.	82%	97%	94%	100%	Supp	Supp
I would recommend this school to other parents.	91%	97%	94%	100%	Supp	Supp

For information on the Northern Territory Government School Survey please contact
 NT Department of Education School Survey team
 (08) 8999 5790
schoolsurvey.doe@education.nt.gov.au