

Ludmilla Primary School

2021 NT School Survey - Student National and Jurisdictional Questions Overview

The annual Student Survey captures insights into student wellbeing, engagement, and learning from students' own perspective. The mandated survey contains national and jurisdictional questions that assess key themes: **Wellbeing, Teacher-student relationships, Quality teaching & learning, Positive learning environment, Transitions & pathways, Growth mindset & perseverance, and Shared vision & voice.**

This report provides students' perception of these key areas for Northern Territory Government schools. Students are asked to rate each question on a five-point agreement scale, from strongly disagree to strongly agree. The report presents agreement percentages (%) to show the proportion of students who responded agree/strongly agree with each

	Respondents					
	Responses (all years)	Response rate (Years 5-12 only)	Aboriginal	Non-Aboriginal	Male	Female
2021	29	70%	9	20	16	13
2020	36	61%				
2019	31	71%				

Highest scoring responses for 2021		Lowest scoring responses for 2021	
My teachers expect me to do my best.	100%	I can talk to my teachers about my concerns.	61%
My teachers motivate me to learn.	93%	I like being at my school.	59%
My teachers provide me with useful feedback about my school work.	90%	Student behaviour is well managed at this school.	57%

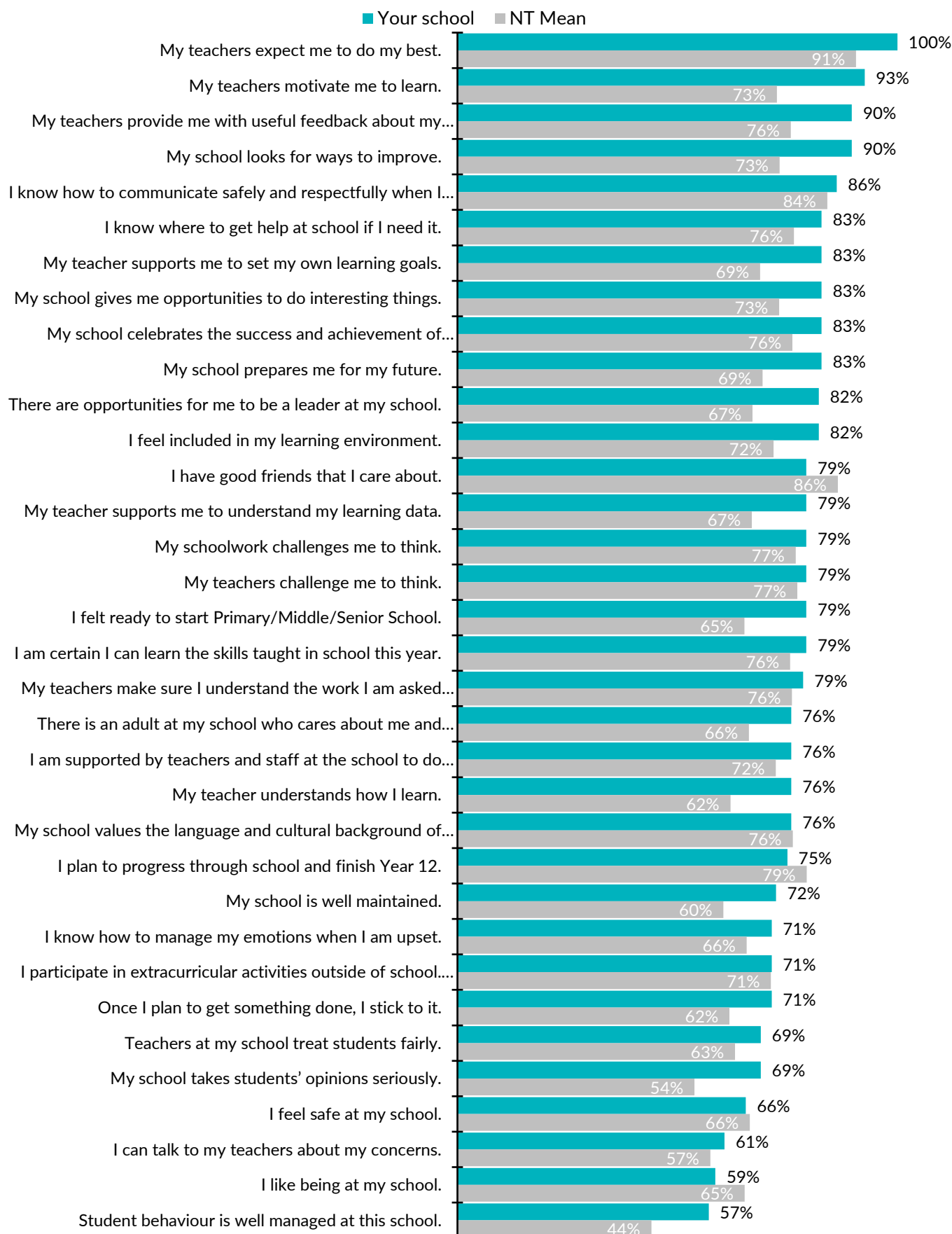
Change from previous year (2021 vs 2020)					
Highest ranking items:	% point change	2021 vs 2020	Lowest ranking items:	% point change	2021 vs 2020
There are opportunities for me to be a leader at my school.	+18%	82% 64%	I can talk to my teachers about my concerns.	-17%	61% 78%
My teachers expect me to do my best.	+11%	100% 89%	I feel safe at my school.	-17%	66% 83%
My teacher understands how I learn.	+6%	76% 69%	I like being at my school.	-22%	59% 81%

This table presents the first three and last three items when ranked in order of percentage point change.

To protect confidentiality, surveys with three or fewer responses are suppressed. All raw results (including any school-specific additional questions) can be accessed by school principals via the School Survey online tool.

Ludmilla Primary School

All questions (ranked high-low)

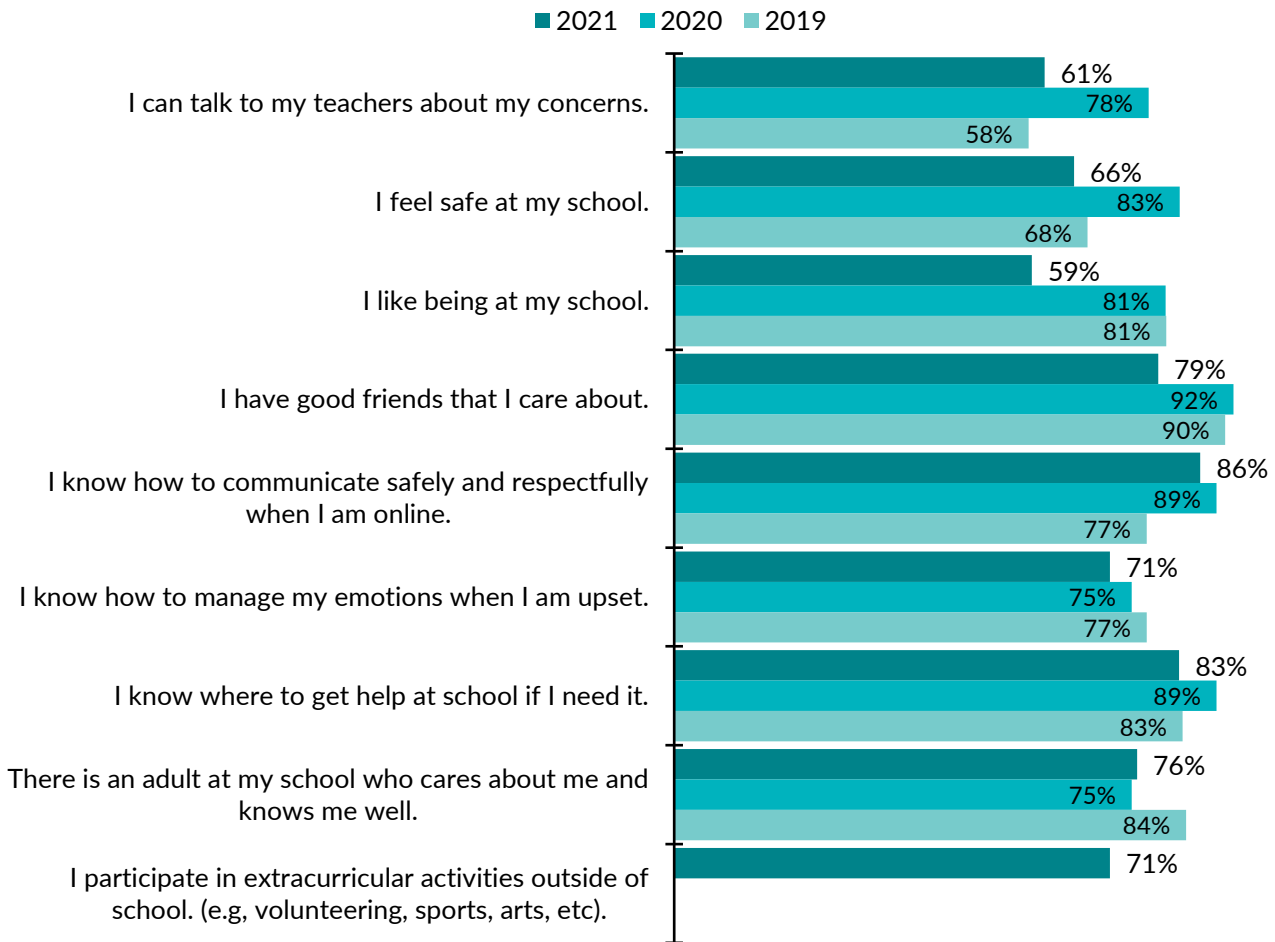


Note: #N/A indicates less than 4 responses or question missing. Refer to next sections for full question text.

Ludmilla Primary School

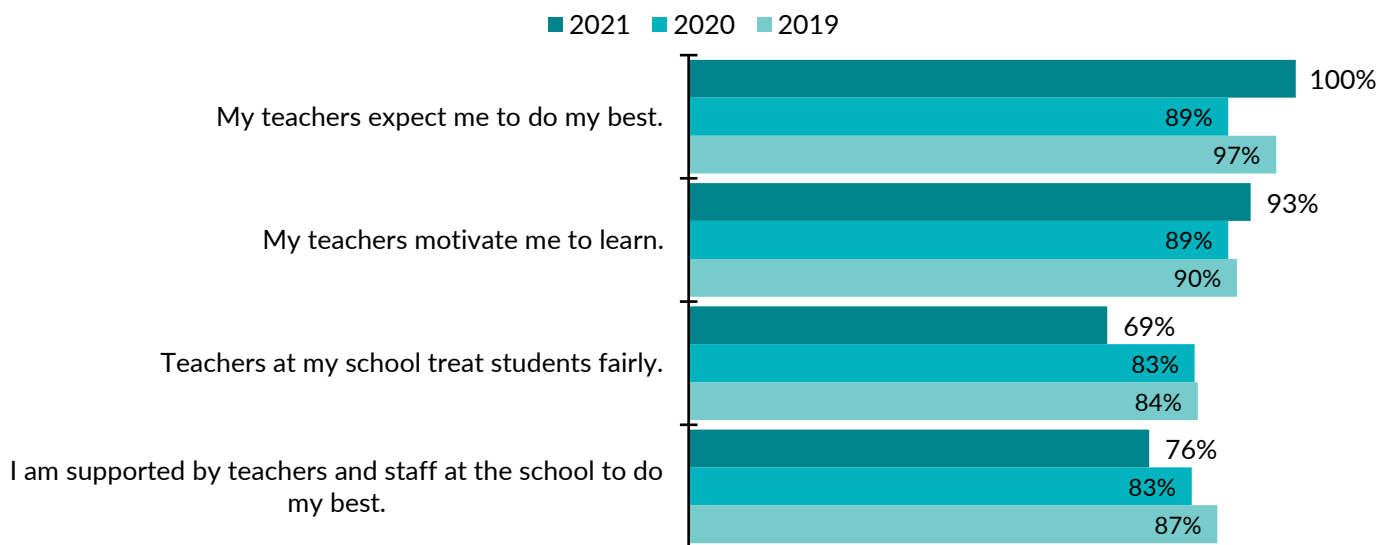
Wellbeing

These items measure whether students feel connected, safe, and supported at school.



Teacher-student relationships

These items measure whether students experience both fair and supportive interactions with their teachers.



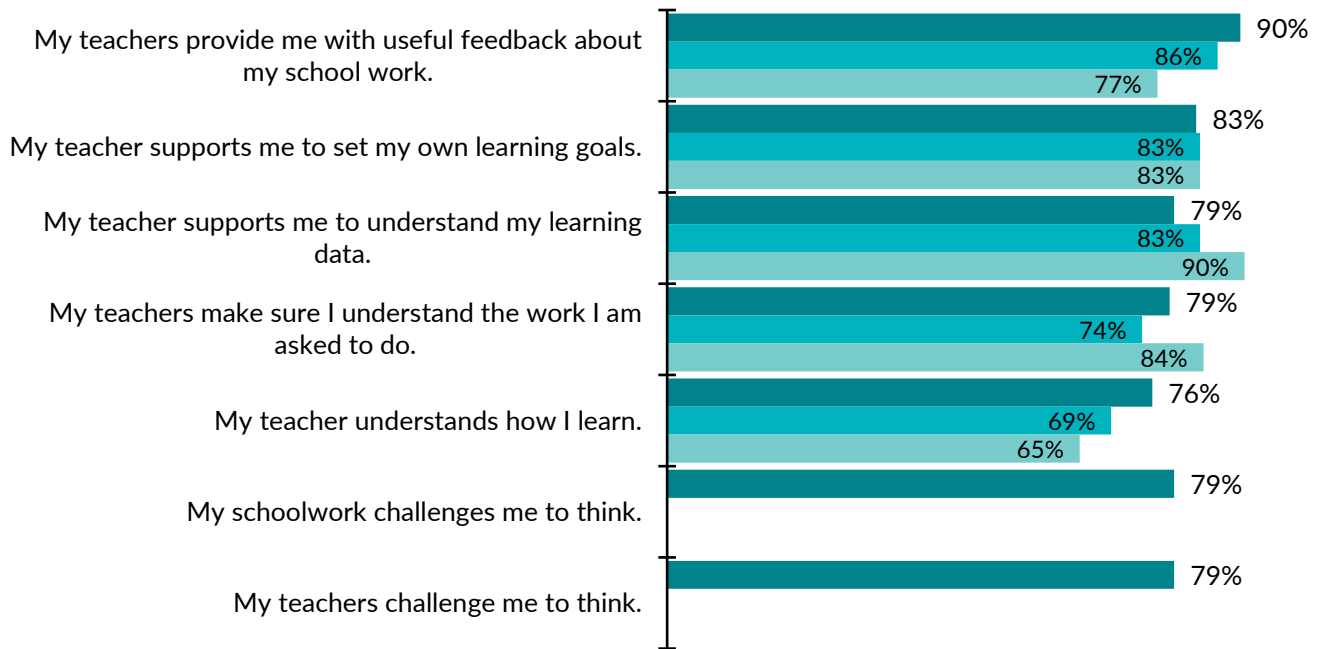
Note: Empty bars indicate that there are no data available to include in the section.

Ludmilla Primary School

Quality teaching & learning

These items measure whether students experience appropriate feedback and differentiated support from their teachers.

■ 2021 ■ 2020 ■ 2019



Positive learning environment

These items measure whether students experience a learning environment that is safe, respectful, inclusive, and one that promotes learning and engagement.

■ 2021 ■ 2020 ■ 2019

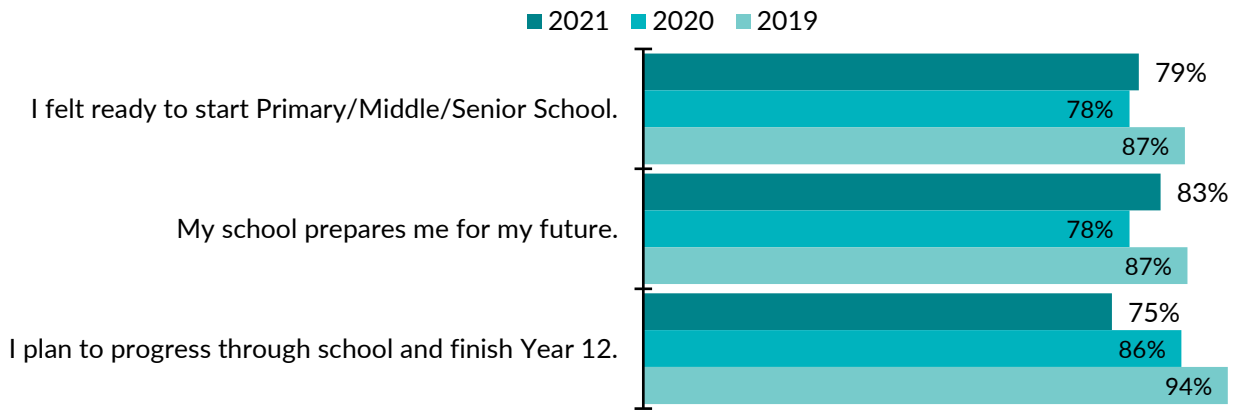


Note: Empty bars indicate that there are no data available to include in the section.

Ludmilla Primary School

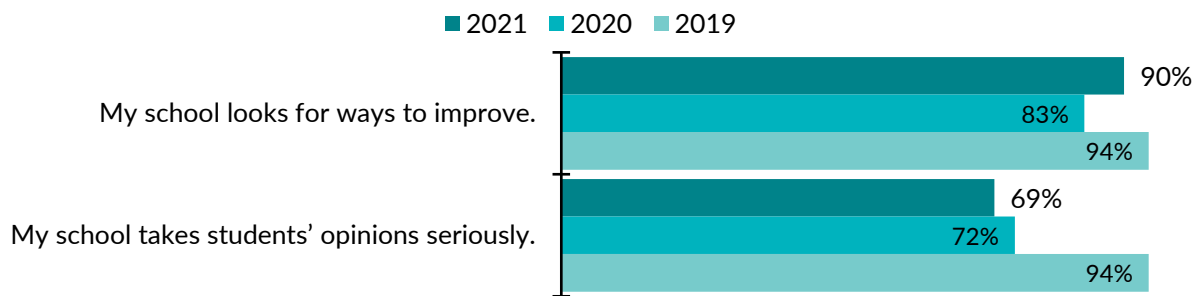
Transitions & pathways

These items measure whether students feel prepared for the different stages of school and beyond.



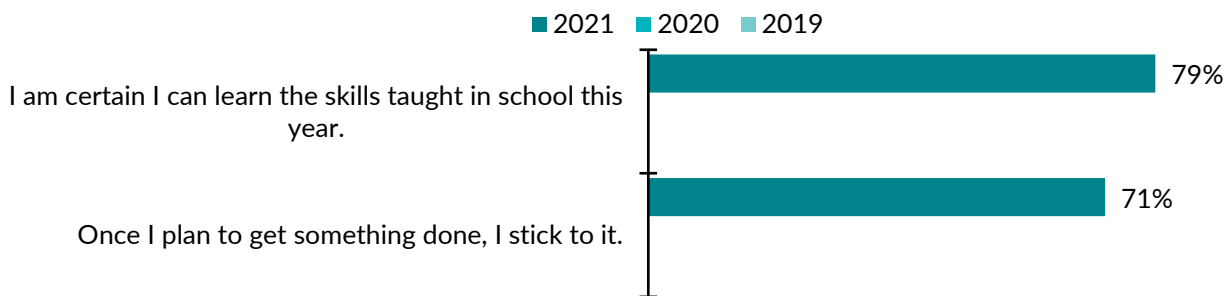
Shared vision & voice

These items measure whether students feel that their voices are heard and valued at school.



Growth mindset & perseverance

These items measure whether students feel they can learn and persevere.



Note: Empty bars indicate that there are no data available to include in the section.

Ludmilla Primary School

Student Survey 2021

National and Jurisdictional Questions

This section of the report provides **each item** disaggregated by respondent demographics.

To protect anonymity, items with three or fewer responses are suppressed ("Supp"). Empty cells (-) indicate that there are no data available.

The School Survey also provides an open text box for respondents to provide **qualitative feedback** to accompany their item responses. Principals are encouraged to access the detailed reports containing the raw survey data and text responses through the School Survey online tool.

No. of respondents:	Respondents										
	Early Years	Year 4	Year 5	Year 6	Year 7	Year 8	Year 9	Year 10	Year 11	Year 12	Total
Male	3	4	7	2	0	0	0	0	0	0	16
Female	2	4	3	4	0	0	0	0	0	0	13
Aboriginal	0	3	4	2	0	0	0	0	0	0	9
Non-aboriginal	5	5	6	4	0	0	0	0	0	0	20
Total	5	8	10	6	0	0	0	0	0	0	29

	Wellbeing										
	Early Years	Year 4	Year 5	Year 6	Year 7	Year 8	Year 9	Year 10	Year 11	Year 12	Overall
I can talk to my teachers about my concerns.											
Male	Supp	100%	71%	Supp	-	-	-	-	-	-	69%
Female	Supp	50%	Supp	50%	-	-	-	-	-	-	50%
Aboriginal	-	Supp	75%	Supp	-	-	-	-	-	-	78%
Non-aboriginal	Supp	80%	60%	Supp	-	-	-	-	-	-	53%
Overall	Supp	75%	67%	Supp	-	-	-	-	-	-	61%
I feel safe at my school.											
Male	Supp	75%	57%	Supp	-	-	-	-	-	-	69%
Female	Supp	50%	Supp	75%	-	-	-	-	-	-	62%
Aboriginal	-	Supp	75%	Supp	-	-	-	-	-	-	78%
Non-aboriginal	Supp	60%	50%	Supp	-	-	-	-	-	-	60%
Overall	Supp	63%	60%	Supp	-	-	-	-	-	-	66%
I like being at my school.											
Male	Supp	75%	29%	Supp	-	-	-	-	-	-	44%
Female	Supp	50%	Supp	75%	-	-	-	-	-	-	77%
Aboriginal	-	Supp	50%	Supp	-	-	-	-	-	-	56%
Non-aboriginal	Supp	60%	50%	Supp	-	-	-	-	-	-	60%
Overall	Supp	63%	50%	Supp	-	-	-	-	-	-	59%
I have good friends that I care about.											
Male	Supp	75%	71%	Supp	-	-	-	-	-	-	75%
Female	Supp	50%	Supp	100%	-	-	-	-	-	-	85%
Aboriginal	-	Supp	75%	Supp	-	-	-	-	-	-	78%
Non-aboriginal	Supp	60%	83%	Supp	-	-	-	-	-	-	80%
Overall	Supp	63%	80%	Supp	-	-	-	-	-	-	79%

Ludmilla Primary School

Wellbeing

	Early Years	Year 4	Year 5	Year 6	Year 7	Year 8	Year 9	Year 10	Year 11	Year 12	Overall
I know how to communicate safely and respectfully when I am online.											
Male	Supp	100%	57%	Supp	-	-	-	-	-	-	81%
Female	Supp	75%	Supp	100%	-	-	-	-	-	-	92%
Aboriginal	-	Supp	75%	Supp	-	-	-	-	-	-	89%
Non-aboriginal	Supp	80%	67%	Supp	-	-	-	-	-	-	85%
Overall	Supp	88%	70%	Supp	-	-	-	-	-	-	86%
I know how to manage my emotions when I am upset.											
Male	Supp	67%	57%	Supp	-	-	-	-	-	-	73%
Female	Supp	50%	Supp	75%	-	-	-	-	-	-	69%
Aboriginal	-	Supp	50%	Supp	-	-	-	-	-	-	67%
Non-aboriginal	Supp	50%	83%	Supp	-	-	-	-	-	-	74%
Overall	Supp	57%	70%	Supp	-	-	-	-	-	-	71%
I know where to get help at school if I need it.											
Male	Supp	75%	71%	Supp	-	-	-	-	-	-	75%
Female	Supp	75%	Supp	100%	-	-	-	-	-	-	92%
Aboriginal	-	Supp	75%	Supp	-	-	-	-	-	-	89%
Non-aboriginal	Supp	60%	83%	Supp	-	-	-	-	-	-	80%
Overall	Supp	75%	80%	Supp	-	-	-	-	-	-	83%
There is an adult at my school who cares about me and knows me well.											
Male	Supp	75%	71%	Supp	-	-	-	-	-	-	69%
Female	Supp	75%	Supp	100%	-	-	-	-	-	-	85%
Aboriginal	-	Supp	75%	Supp	-	-	-	-	-	-	89%
Non-aboriginal	Supp	60%	83%	Supp	-	-	-	-	-	-	70%
Overall	Supp	75%	80%	Supp	-	-	-	-	-	-	76%
I participate in extracurricular activities outside of school. (e.g, volunteering, sports, arts, etc).											
Male	Supp	50%	57%	Supp	-	-	-	-	-	-	69%
Female	Supp	75%	Supp	67%	-	-	-	-	-	-	75%
Aboriginal	-	Supp	50%	Supp	-	-	-	-	-	-	67%
Non-aboriginal	Supp	60%	67%	Supp	-	-	-	-	-	-	74%
Overall	Supp	63%	60%	Supp	-	-	-	-	-	-	71%

Ludmilla Primary School

Teacher-student relationships

	Early Years	Year 4	Year 5	Year 6	Year 7	Year 8	Year 9	Year 10	Year 11	Year 12	Overall
My teachers expect me to do my best.											
Male	Supp	100%	100%	Supp	-	-	-	-	-	-	100%
Female	Supp	100%	Supp	100%	-	-	-	-	-	-	100%
Aboriginal	-	Supp	100%	Supp	-	-	-	-	-	-	100%
Non-aboriginal	Supp	100%	100%	Supp	-	-	-	-	-	-	100%
Overall	Supp	100%	100%	Supp	-	-	-	-	-	-	100%
My teachers motivate me to learn.											
Male	Supp	100%	100%	Supp	-	-	-	-	-	-	93%
Female	Supp	75%	Supp	100%	-	-	-	-	-	-	92%
Aboriginal	-	Supp	100%	Supp	-	-	-	-	-	-	100%
Non-aboriginal	Supp	75%	100%	Supp	-	-	-	-	-	-	89%
Overall	Supp	86%	100%	Supp	-	-	-	-	-	-	93%
Teachers at my school treat students fairly.											
Male	Supp	75%	57%	Supp	-	-	-	-	-	-	69%
Female	Supp	50%	Supp	50%	-	-	-	-	-	-	69%
Aboriginal	-	Supp	75%	Supp	-	-	-	-	-	-	67%
Non-aboriginal	Supp	80%	67%	Supp	-	-	-	-	-	-	70%
Overall	Supp	63%	70%	Supp	-	-	-	-	-	-	69%
I am supported by teachers and staff at the school to do my best.											
Male	Supp	100%	57%	Supp	-	-	-	-	-	-	75%
Female	Supp	50%	Supp	75%	-	-	-	-	-	-	77%
Aboriginal	-	Supp	50%	Supp	-	-	-	-	-	-	67%
Non-aboriginal	Supp	80%	83%	Supp	-	-	-	-	-	-	80%
Overall	Supp	75%	70%	Supp	-	-	-	-	-	-	76%

Growth mindset & perseverance

	Early Years	Year 4	Year 5	Year 6	Year 7	Year 8	Year 9	Year 10	Year 11	Year 12	Overall
I am certain I can learn the skills taught in school this year.											
Male	Supp	75%	71%	Supp	-	-	-	-	-	-	75%
Female	Supp	50%	Supp	100%	-	-	-	-	-	-	85%
Aboriginal	-	Supp	75%	Supp	-	-	-	-	-	-	78%
Non-aboriginal	Supp	60%	83%	Supp	-	-	-	-	-	-	80%
Overall	Supp	63%	80%	Supp	-	-	-	-	-	-	79%
Once I plan to get something done, I stick to it.											
Male	Supp	50%	57%	Supp	-	-	-	-	-	-	63%
Female	Supp	33%	Supp	100%	-	-	-	-	-	-	83%
Aboriginal	-	Supp	75%	Supp	-	-	-	-	-	-	75%
Non-aboriginal	Supp	40%	67%	Supp	-	-	-	-	-	-	70%
Overall	Supp	43%	70%	Supp	-	-	-	-	-	-	71%

Ludmilla Primary School

Quality teaching & learning

	Early Years	Year 4	Year 5	Year 6	Year 7	Year 8	Year 9	Year 10	Year 11	Year 12	Overall
My teachers provide me with useful feedback about my school work.											
Male	Supp	100%	86%	Supp	-	-	-	-	-	-	94%
Female	Supp	50%	Supp	100%	-	-	-	-	-	-	85%
Aboriginal	-	Supp	75%	Supp	-	-	-	-	-	-	78%
Non-aboriginal	Supp	80%	100%	Supp	-	-	-	-	-	-	95%
Overall	Supp	75%	90%	Supp	-	-	-	-	-	-	90%
My teacher supports me to set my own learning goals.											
Male	Supp	75%	86%	Supp	-	-	-	-	-	-	81%
Female	Supp	50%	Supp	100%	-	-	-	-	-	-	85%
Aboriginal	-	Supp	75%	Supp	-	-	-	-	-	-	78%
Non-aboriginal	Supp	60%	100%	Supp	-	-	-	-	-	-	85%
Overall	Supp	63%	90%	Supp	-	-	-	-	-	-	83%
My teacher supports me to understand my learning data.											
Male	Supp	75%	71%	Supp	-	-	-	-	-	-	75%
Female	Supp	50%	Supp	100%	-	-	-	-	-	-	85%
Aboriginal	-	Supp	75%	Supp	-	-	-	-	-	-	78%
Non-aboriginal	Supp	60%	83%	Supp	-	-	-	-	-	-	80%
Overall	Supp	63%	80%	Supp	-	-	-	-	-	-	79%
My teachers make sure I understand the work I am asked to do.											
Male	Supp	100%	71%	Supp	-	-	-	-	-	-	73%
Female	Supp	50%	Supp	100%	-	-	-	-	-	-	85%
Aboriginal	-	Supp	75%	Supp	-	-	-	-	-	-	78%
Non-aboriginal	Supp	75%	83%	Supp	-	-	-	-	-	-	79%
Overall	Supp	71%	80%	Supp	-	-	-	-	-	-	79%
My teacher understands how I learn.											
Male	Supp	100%	71%	Supp	-	-	-	-	-	-	75%
Female	Supp	50%	Supp	100%	-	-	-	-	-	-	77%
Aboriginal	-	Supp	75%	Supp	-	-	-	-	-	-	78%
Non-aboriginal	Supp	80%	83%	Supp	-	-	-	-	-	-	75%
Overall	Supp	75%	80%	Supp	-	-	-	-	-	-	76%
My schoolwork challenges me to think.											
Male	Supp	75%	71%	Supp	-	-	-	-	-	-	75%
Female	Supp	50%	Supp	100%	-	-	-	-	-	-	85%
Aboriginal	-	Supp	75%	Supp	-	-	-	-	-	-	67%
Non-aboriginal	Supp	80%	83%	Supp	-	-	-	-	-	-	85%
Overall	Supp	63%	80%	Supp	-	-	-	-	-	-	79%
My teachers challenge me to think.											
Male	Supp	75%	71%	Supp	-	-	-	-	-	-	69%
Female	Supp	75%	Supp	100%	-	-	-	-	-	-	92%
Aboriginal	-	Supp	75%	Supp	-	-	-	-	-	-	89%
Non-aboriginal	Supp	60%	83%	Supp	-	-	-	-	-	-	75%
Overall	Supp	75%	80%	Supp	-	-	-	-	-	-	79%

Ludmilla Primary School

Positive learning environment

	Early Years	Year 4	Year 5	Year 6	Year 7	Year 8	Year 9	Year 10	Year 11	Year 12	Overall
My school gives me opportunities to do interesting things.											
Male	Supp	100%	71%	Supp	-	-	-	-	-	-	81%
Female	Supp	50%	Supp	100%	-	-	-	-	-	-	85%
Aboriginal	-	Supp	100%	Supp	-	-	-	-	-	-	89%
Non-aboriginal	Supp	80%	67%	Supp	-	-	-	-	-	-	80%
Overall	Supp	75%	80%	Supp	-	-	-	-	-	-	83%
My school is well maintained.											
Male	Supp	75%	71%	Supp	-	-	-	-	-	-	75%
Female	Supp	50%	Supp	75%	-	-	-	-	-	-	69%
Aboriginal	-	Supp	75%	Supp	-	-	-	-	-	-	78%
Non-aboriginal	Supp	60%	83%	Supp	-	-	-	-	-	-	70%
Overall	Supp	63%	80%	Supp	-	-	-	-	-	-	72%
Student behaviour is well managed at this school.											
Male	Supp	50%	67%	Supp	-	-	-	-	-	-	60%
Female	Supp	25%	Supp	75%	-	-	-	-	-	-	54%
Aboriginal	-	Supp	100%	Supp	-	-	-	-	-	-	75%
Non-aboriginal	Supp	40%	50%	Supp	-	-	-	-	-	-	50%
Overall	Supp	38%	67%	Supp	-	-	-	-	-	-	57%
My school celebrates the success and achievement of students.											
Male	Supp	50%	86%	Supp	-	-	-	-	-	-	81%
Female	Supp	75%	Supp	100%	-	-	-	-	-	-	85%
Aboriginal	-	Supp	75%	Supp	-	-	-	-	-	-	89%
Non-aboriginal	Supp	40%	100%	Supp	-	-	-	-	-	-	80%
Overall	Supp	63%	90%	Supp	-	-	-	-	-	-	83%
My school values the language and cultural background of all students.											
Male	Supp	75%	86%	Supp	-	-	-	-	-	-	81%
Female	Supp	50%	Supp	75%	-	-	-	-	-	-	69%
Aboriginal	-	Supp	75%	Supp	-	-	-	-	-	-	78%
Non-aboriginal	Supp	60%	100%	Supp	-	-	-	-	-	-	75%
Overall	Supp	63%	90%	Supp	-	-	-	-	-	-	76%
There are opportunities for me to be a leader at my school.											
Male	Supp	100%	71%	Supp	-	-	-	-	-	-	80%
Female	Supp	75%	Supp	75%	-	-	-	-	-	-	85%
Aboriginal	-	Supp	75%	Supp	-	-	-	-	-	-	89%
Non-aboriginal	Supp	75%	83%	Supp	-	-	-	-	-	-	79%
Overall	Supp	86%	80%	Supp	-	-	-	-	-	-	82%
I feel included in my learning environment.											
Male	Supp	75%	86%	Supp	-	-	-	-	-	-	88%
Female	Supp	50%	Supp	67%	-	-	-	-	-	-	75%
Aboriginal	-	Supp	75%	Supp	-	-	-	-	-	-	78%
Non-aboriginal	Supp	60%	100%	Supp	-	-	-	-	-	-	84%
Overall	Supp	63%	90%	Supp	-	-	-	-	-	-	82%

Ludmilla Primary School

Transitions & pathways

	Early Years	Year 4	Year 5	Year 6	Year 7	Year 8	Year 9	Year 10	Year 11	Year 12	Overall
I felt ready to start Primary/Middle/Senior School.											
Male	Supp	75%	86%	Supp	-	-	-	-	-	-	75%
Female	Supp	50%	Supp	100%	-	-	-	-	-	-	85%
Aboriginal	-	Supp	75%	Supp	-	-	-	-	-	-	78%
Non-aboriginal	Supp	60%	100%	Supp	-	-	-	-	-	-	80%
Overall	Supp	63%	90%	Supp	-	-	-	-	-	-	79%
My school prepares me for my future.											
Male	Supp	75%	71%	Supp	-	-	-	-	-	-	81%
Female	Supp	50%	Supp	100%	-	-	-	-	-	-	85%
Aboriginal	-	Supp	75%	Supp	-	-	-	-	-	-	78%
Non-aboriginal	Supp	60%	83%	Supp	-	-	-	-	-	-	85%
Overall	Supp	63%	80%	Supp	-	-	-	-	-	-	83%
I plan to progress through school and finish Year 12.											
Male	Supp	75%	86%	Supp	-	-	-	-	-	-	75%
Female	Supp	67%	Supp	75%	-	-	-	-	-	-	75%
Aboriginal	-	Supp	75%	Supp	-	-	-	-	-	-	88%
Non-aboriginal	Supp	60%	100%	Supp	-	-	-	-	-	-	70%
Overall	Supp	71%	90%	Supp	-	-	-	-	-	-	75%

Shared vision & values

	Early Years	Year 4	Year 5	Year 6	Year 7	Year 8	Year 9	Year 10	Year 11	Year 12	Overall
My school looks for ways to improve.											
Male	Supp	100%	86%	Supp	-	-	-	-	-	-	94%
Female	Supp	75%	Supp	75%	-	-	-	-	-	-	85%
Aboriginal	-	Supp	100%	Supp	-	-	-	-	-	-	100%
Non-aboriginal	Supp	80%	83%	Supp	-	-	-	-	-	-	85%
Overall	Supp	88%	90%	Supp	-	-	-	-	-	-	90%
My school takes students' opinions seriously.											
Male	Supp	50%	71%	Supp	-	-	-	-	-	-	69%
Female	Supp	50%	Supp	50%	-	-	-	-	-	-	69%
Aboriginal	-	Supp	100%	Supp	-	-	-	-	-	-	89%
Non-aboriginal	Supp	40%	67%	Supp	-	-	-	-	-	-	60%
Overall	Supp	50%	80%	Supp	-	-	-	-	-	-	69%

For information on the Northern Territory Government School Survey please contact:

NT Department of Education School Survey team

(08) 8999 5790

schoolsurvey.doe@education.nt.gov.au